

The Teaching Ministry



The Teaching Ministry

by Marjorie Stewart

*Developed in Cooperation With
the Global University Staff*

Editor: Connie Roebuck

Illustrator: Ray Smenner



Global University
1211 South Glenstone Avenue
Springfield, Missouri 65804
USA

Address of the ICI office in your area:

Most Scripture quotations are from the *Good News Bible (Today's English Version)*.
© American Bible Society, 1976. Used by permission.

The *King James Version (KJV)* and *New International Version (NIV)* are also quoted.

First Edition 1979
Third Edition 1999

© 1999 ICI University,
a division of Global University
All Rights Reserved

L5350E-90-3ed
ISBN 1-56390-020-3

Table of Contents

	Page
First, Let's Have a Talk	4
UNIT ONE	
Lesson	
1 Teaching Can Be a Ministry	7
2 Christian Teaching Is Important	15
3 Christian Teaching Is Special	24
4 Everyone Needs Teaching	31
5 Everyone Can Be a Teacher	39
UNIT TWO	
6 You Don't Need a Desk	47
7 You Do Need a Message	54
8 And You Need a Method	62
9 Jesus Used Good Methods	70
Student Reports	78
Answer Sheets	83

First, Let's Have a Talk

A Word From Your Study Guide Author

My friend Donna came to our home Bible study. She listened and learned as we taught what God said in His Word. Donna became excited about what she learned. She went home and began to teach her seven children. Each one of them became a Christian. Then she invited the children in her neighborhood to come to her home one afternoon a week. She taught them about Jesus. Many of the children learned to love Jesus. They accepted Him as their Savior. Donna became a teacher of others because someone taught her.

This is the way Christian teaching works. It is like throwing a small rock in a pool of water. The ripples run to the edge. When we teach one person and they then teach others, the results are like ripples of water, reaching out to the world all around us.

I pray that this course will help you understand how you can have a beautiful teaching ministry. If you obey the command to teach, lives will be changed. And those you teach will be able to teach others.

Your Study Guide

This book is a pocket-sized workbook that you can take with you and study whenever you have five or ten minutes free. Try to do at least a lesson a week.

You will notice that objectives are given at the beginning of each lesson. The word *objective* is used in this book to help you know what to expect from your study. An objective is something like a goal or a purpose. You will study better if you keep in mind your objectives.

Be sure to study carefully the first two pages of each lesson. This prepares your mind for what follows. Next, study the lesson section by section and follow the instructions under the title *For You to Do*. If there is not enough room to write your answers to the study questions in the study guide, write them in a notebook so you can refer back to them when you review the lessons. If you are studying this course with a group, follow the instructions of your group leader.

How to Answer Study Questions

There are different kinds of study questions in this study guide. Following are samples of several types and how to answer them.

A *MULTIPLE-CHOICE* question or item asks you to choose an answer from the ones that are given.

Example of Multiple-Choice Question

- 1 A week has a total of
- a) 10 days.
 - b) 7 days.
 - c) 5 days.

The correct answer is *b) 7 days*. In your study guide, make a circle around *b)* as shown here:

- 1 A week has a total of
a) 10 days.
b) 7 days.
c) 5 days.

(For some multiple-choice items, more than one answer may be correct. In that case, you would circle the letter in front of each correct answer.)

A *TRUE-FALSE* question or item asks you to choose which of several statements are TRUE.

Example of True-False Question

- 2 Which statements below are TRUE?
a The Bible has a total of 120 books.
b) The Bible is a message for believers today.
c All of the Bible authors wrote in the Hebrew language.
d) The Holy Spirit inspired the writers of the Bible.

Statements **b** and **d** are true. You would make a circle around these two letters to show your choices, as you see above.

A *MATCHING* question or item asks you to match things that go together, such as names with descriptions or Bible books with their authors.

Example of Matching Question

3 Write the number for the leader's name (right) in front of each phrase that describes something he did (left).

- | | | |
|---------|----------------------------------|-----------|
| ..1.. a | Received the Law at Mt. Sinai | 1) Moses |
| ..2.. b | Led the Israelites across Jordan | 2) Joshua |
| ..2.. c | Marched around Jericho | |
| ..1.. d | Lived in Pharaoh's court | |

Phrases **a** and **d** refer to *Moses*, and phrases **b** and **c** refer to *Joshua*. You would write **1** beside **a** and **d**, and **2** beside **b** and **c**, as you see above.

Your Student Report

If you are studying to earn a certificate, you will need to complete the Student Report. The Student Report and answer sheets are located at the end of the book.

There are two units in this course. In the Student Report there are questions for each unit. There is also an answer sheet for each of the two units. Your study guide will tell you when to answer the unit questions and to fill out the appropriate answer sheet.

Follow the instructions given in your Student Report for sending the answer sheets to the ICI office in your area. The address should be stamped at the top of the copyright page. When you do this, you will receive an attractive certificate. If you have already earned the certificate, you will receive a seal to affix to it, indicating that you have completed another course in this unit of study.

About the Author

Dr. Marjorie Stewart is professor emeritus of Northwest College, Kirkland, Washington. Besides being involved in pastoral ministries with her late husband, she developed neighborhood Bible studies in Assemblies of God churches. Out of this experience she authored the book, *Women*

in Neighborhood Evangelism (Springfield, Missouri: Gospel Publishing House). Dr. Stewart has traveled extensively in Asia and has visited Magadan, Russia, and Jamaica to lecture and teach writing workshops as well as English as a second language.

Dr. Stewart is a graduate of Northwest College and received both a B.A. and M.A. from the University of Washington. Northwest College honored her with an honorary doctorate.

Now you are ready to begin Lesson 1. God bless you as you study!

Additional Helps

Other materials are available for use with this study guide, including supplemental audiocassettes, an Instructor's Guide, and an Instructor's Packet (for instructor's use only). Consult the Evangelism, Discipleship, and Training Manual.

Lesson
1

Teaching Can Be a Ministry

Do you know that God wants you to be a teacher? In this study you will learn that this is so. You will learn why God wants you to teach, and how to teach as a ministry. I am sure you will enjoy learning about Christian teaching. You will put new ideas into practice as you learn.

Some important Bible verses will be given for you to read. In our first lesson we will look at Matthew 28:19-20. These verses tell us some things we need to know about teaching.

In this lesson we will see that Christian teaching is one of the ways God planned to let people know about Himself. The most important truths are found in the Bible. God wants us to share them with everyone. He will help us to become Christian teachers, so we can help others find truth.



In this lesson you will study . . .

Christian Teaching Is Different
 Different From Other Teaching
 Different From Preaching and Testifying
Christian Teaching Is Spiritual
 The Command
 The Textbook
 The Helper
 The Students

This lesson will help you...

- State the difference between teaching in general and Christian teaching.
- Explain how teaching is different from preaching and testifying.
- Give reasons why Christian teaching is a spiritual ministry.

CHRISTIAN TEACHING IS DIFFERENT

Objective 1. Describe the difference between teaching in general and Christian teaching.

Different From Other Teaching

All kinds of things are taught in this world. Teaching is done in many different places. We usually think of a school when we hear the words *teach* or *teacher*. But much teaching goes on outside of the schoolroom.

Why is teaching such an important part of our daily lives? A broad definition of teaching is helping another person to learn something. What is learned can be knowledge or a skill. We need to learn many things to live in this world, so teaching is important.



For You To Do

In each one of these *For You to Do* sections, the questions or exercises will help you review or apply what you have just studied. After you have finished each section, check your answers. The answers are given at the end of each lesson.

1 Explain why teaching is needed.....
.....
.....

2 Circle the letter in front of the answer that best completes this sentence: By sharing with others knowledge we already have, we are
a) becoming skilled.
b) being different.
c) teaching.

Christian teaching is sharing and explaining to others our knowledge of the relationship between God and us. It is a God-given ministry of helping another person to learn about growing in his life with God.

Knowledge alone is not enough. There is also the spiritual importance of seeing results in a person's life. Christian teaching does not just present facts. It guides the learner into obeying the Word of God. As we obey, we come into the right relationship with God. (See John 8:31 and James 1:22-25.)

A Christian teacher teaches for results in the student's life. The student shows by action that he knows what was taught. Jesus did not just give out knowledge either, He saw lives changed by His teaching. Christian teaching is helping another person learn about God so that God can change his life.



For You To Do

3 For each question below, choose the best answer from those given in parentheses, and write it in the space provided.

a Who gave the ministry of Christian teaching?

.....
(God/man)

b Christian teaching will help us and others to

.....
(gain knowledge/grow spiritually)

c Christian teaching is different from teaching in general in that it helps us to learn about

.....
(things in the world/God)

Check your answers.

Different From Preaching and Testifying

Objective 2. *Define the terms preaching and testifying.*

The apostles used three methods to spread the gospel. You may have heard of these and even used them yourself. They are:

- preaching
- testifying
- teaching

In Luke 20:1, Jesus both taught and preached. Acts 5:42 tells us the apostles “ceased not to teach and preach Jesus.”

What does it mean to preach? Preaching is proclaiming or announcing the message of the gospel in such a way that the hearer will accept the message and act upon it. A preacher tries to convince the listener to believe his message and accept it.

Sometimes there is teaching in the preaching. Both seek for a change in the listener. But teaching *explains*, while preaching *announces* the message and asks for repentance and dedication.

Think back to a sermon you may have heard recently that really interested you. Were your emotions or mind stirred to the point that you decided to change in some way? Did you act upon that?

Read Acts 10:34-43. Peter is telling the people gathered together in Cornelius’ house about Jesus Christ. In verse 39 he tells them that he and the other apostles witnessed, or saw, everything Jesus did. They had seen His death and they had seen Jesus after His resurrection. Peter tells his listeners that God had commanded them both to *preach* and *testify* of Jesus.

Testify means telling about something you have seen or experienced. The apostles had seen and experienced many things that happened in Jesus’ life. When they told others they were testifying.

Telling someone about what the Lord has done for you is testifying. What the Lord has done in your life is a fact. You have experienced it.



For You To Do

4 Match each definition in the left column to the ministry it best describes (right column). Write the number of the ministry in front of its definition.

- | | | |
|--------|--|---------------|
| a | Announcing the good news | 1) Teaching |
| b | Telling about something God has done for you | 2) Preaching |
| c | Explaining a truth | 3) Testifying |

5 Write a short testimony here of what the Lord has done in your life.

.....

.....

.....

.....

Check your answers.

Teaching is as important as preaching and testifying. We need all three ways to give out the gospel. It requires preparation to teach, but the rewards are wonderful. You should begin now to pray for the Lord’s guidance about your teaching ministry.

CHRISTIAN TEACHING IS SPIRITUAL

In His last words with His disciples, Jesus told them that part of their work would be to teach. He said:

Go, then, to all peoples everywhere and make them my disciples: baptize them in the name of the Father, the Son, and the Holy Spirit, and teach them to obey everything I have commanded you. And I will be with you always, to the end of the age (Matthew 28:19-20).

These verses describe Christian teaching.

The Command

Objective 3. *State Who gave the command to teach.*

Jesus gave us the command as Christians to teach. *Command* means to “be in control of” or “have authority over” something. This command is as important as any other He gave is. But He didn’t tell us to do something that no one has ever done before.

In the Old Testament, the life of Moses introduces us to teaching. In Exodus 24:12, the Lord said to Moses, “Come up the mountain to me, and while you are here, I will give you two stone tablets which contain all the laws that I have written for the instruction of the people.”

Another word for *teaching* is *instruction*. Moses was to instruct Israel in the laws God gave to them. In the books of Numbers, Leviticus, and Deuteronomy, we see Moses did that.

Many of the priests and prophets in the Old Testament were also teachers. In our next lesson we will take a closer look at some of these.

Jesus taught as well as preached. Read John 17:6-8, He said His teaching came from God. God planned that Jesus would teach. So when Jesus commanded us to teach, Jesus was passing on a method that God put in His plan for giving His message to mankind.

God gave teachers for the purpose of helping the church:

It was he who gave gifts to mankind; he appointed some to be apostles, others to be prophets, others to be evangelists, others to be pastors and teachers. He did this to prepare all God's people for the work of Christian service, in order to build up the body of Christ. (Ephesians 4: 11-12)

Teachers are needed to help in the work of building up the church, the body of Christ. From Old Testament times through the New Testament writings the teaching ministry has been in the plan of God. We are commanded to teach as a part of the church's work.



For You To Do

6 Circle the letter in front of each TRUE statement below.

- a Jesus told His disciples they were to teach others.
- b Jesus was the first teacher in the Bible.
- c Moses was involved with a teaching ministry.
- d It was in God's plan that we should teach as Jesus taught.
- e Teaching is a ministry.

7 Suppose several of your neighbors were visiting you right now. How could you use the ministry of teaching as part of God's plan?

.....

.....

.....



The Textbook

Objective 4. *Identify the textbook used in Christian teaching.*

Let's look again at Matthew 28:20. Jesus said we are to teach people to obey the things He commanded. This is the gospel we ourselves have received. The gospel is found in the Bible, which is the Word of God.

Jesus tells us in Matthew 5:17-20 that He did not come to do away with the Law of Moses or the teachings of the prophets. They were a part of His ministry. He talked about what Moses and the prophets taught. And He said that if we teach them too, we “will be great in the Kingdom of heaven.”

We study many subjects that give us useful facts to help us in our daily life. History helps us know more about the world we live in. Mathematics, science, and other important subjects are of great benefit. God’s Word gives us what we need to know about this life and eternal life.

God’s Word reveals His plan for all of us. If we are going to teach people about God, and His plan for their lives, we must use His Book, the Bible. The Bible contains what we need to teach about this life and eternal life.



For You To Do

- 8 Circle the letter before each TRUE statement below.
- a Jesus said we should teach God’s Word.
 - b God’s Word teaches us how to have eternal life.
 - c We learn about God’s plan in the Bible.

The Helper

Objective 5. *Name the One who helps in Christian teaching.*

You do not need to be afraid in obeying His command to teach. Before Jesus returned to the Father, He promised us another Helper. He said:

I will ask the Father, and he will give you another Helper, who will stay with you forever. He is the Spirit, who reveals the truth about God (John 14:16-17).

Jesus gave the Holy Spirit the title of *Helper*. Read Luke 4:14-15, for this Holy Spirit helped Jesus teach. What does this mean to you in your teaching ministry?

Jesus explains again in John 14:26 how the Holy Spirit will help us as we serve God. He said, “The Helper, the Holy Spirit, whom the Father will send in my name, will teach you everything and make you remember all that I have told you.”

Jesus said, you may remember, that we were to teach people to obey the things He has commanded. While we didn’t hear Jesus say those things in person, we do have them written in the Bible. If we have studied them, the Holy Spirit will help us teach people what they need to learn.

We may be talking to someone about a problem and a Scripture come to mind. The Holy Spirit helps us remember. He is our Helper.

When you obey His command to teach, the Holy Spirit will be with you. He will help you to do your very best in your teaching ministry.



For You To Do

- 9 Who did God send to help us teach in the way Jesus taught?.....
.....

10 Describe one way the Holy Spirit can be your Helper when you are teaching.

.....
.....

The Students

Objective 6. *Describe who is to be taught.*

Jesus meant for us to teach everyone. In Matthew 28:19-20, He said, “Go, then, to all peoples everywhere.” This means that every man, woman, and child needs to be taught to obey His commands.

Sometimes we think we only have to teach those in our churches and Sunday schools. But Jesus said, “all peoples everywhere.” Wherever we find people we are to be ready to teach.

We have neighbors, friends, and relatives who need to be taught God’s plan for their lives. As parents we can teach our children. You don’t have to be a teacher in the church before you reach out and teach others. We all have a command to teach as well as a need to be taught.

We teach someone then they reach out and teach another. A rock thrown in a pool of water makes ripples that spread out in wider circles. In Exodus 17:6, God gave Israel water from a rock in the desert. Paul described this to the church at Corinth “as an example for us” (1 Corinthians 10:6). Paul said, “they drank from that spiritual rock that went with them; and that rock was Christ” (1 Corinthians 10:4). In the same way, our teaching of God spreads out into the broader world around us.



For You To Do

11 Can you think of anyone who does NOT need Christian teaching?

.....

The ministry of teaching is needed to help men and women, boys and girls grow Christian lives. God planned that you should have a part in this wonderful ministry. He will help you. Begin to study the Bible and think about the people you know. Pray for them. Pray that God will help you teach His Word.

The answers to your study exercises are not given in the usual order. Try not to look ahead. They have been mixed up so that you will not see the answer to your next question ahead of time.



Check Your Answers

11 No. I can't either.

1 It helps us learn what we need to know to live in this world.

10 He can bring Scriptures to your mind when you need them in your teaching.

2 c) teaching.

9 The Holy Spirit.

3 a God.

b grow spiritually.

c God.

4 a 2) Preaching.

b 3) Testifying.

c 1) Teaching.

8 a True.

b True.

c True.

6 a True.

b False.

c True.

d True.

e True.

7 Your answer. Perhaps you could teach them the plan of salvation and tell them about God's love for them.

5 Your answer. Perhaps the Lord has healed you in some way or blessed your family.


Lesson
2

Christian Teaching Is Important

In Lesson 1 we studied about Christian teaching as a ministry. We discussed the difference between teaching, preaching, and testifying. We also learned that Jesus commanded us to teach. He gave us a textbook and a Helper. And He told us whom to teach.

In this lesson we will look at the history of teaching in the Bible. Teaching was important in the lives of the people in the Old Testament. The ministry of teaching continued through the New Testament.

As much as people in Bible times, we today need to be taught the Word of God. In a world of sinful hearts, our only hope is to hear God's message. By learning this message we can be examples to others. We then must be willing to teach others.



In this lesson you will study . . .

Teachers of the Law
Teachers of God's Ways
The Great Teacher
Teachers of the Word

This lesson will help you . . .

- Trace the history of teaching in the Bible.
- Explain the value of teaching in Bible times.
- Understand how important teaching is in God's plan for your life.

TEACHERS OF THE LAW

Objective 1. *State why the teaching of the Law was important to Israel.*

Teaching Was Commanded

God taught such individuals as Enoch, Noah, and Abraham. Spiritual teaching of broader groups of people really started with God's chosen people Israel. Israel was to be different from the

nations living around them. He told them, “I am the Lord your God, and I have set you apart from the other nations” (Leviticus 20:24).

As with us all, Israel needed to know how they should live. No one can live without some rules or laws. They help us know what to do and what not to do. In part, God has put in our heart some of his rules. Some rules people live by are their own inventions, for their own purposes.

God gave the Israel the laws they would need to please Him. In Lesson 1 we studied how Moses received two stone tablets with God’s laws written on them.

Read Exodus 24:12 again to remember what God told Moses about these laws. Notice what God said was the reason for the laws. He said they were for the instruction, or teaching, of the people. Moses was to teach the laws to the people.

Moses obeyed God. In Deuteronomy 4:1 he told the people, “Obey all the laws that I am teaching you, and you will live and occupy the land which the Lord, the God of your ancestors, is giving you.” They were to obey the commands of God that Moses had given them. They were not to add anything to these laws or take anything away from them.

The people were to teach these laws to their children. The knowledge of God’s laws would be passed on to each generation in this way. Abraham passed the knowledge of God to his son Isaac, but Moses was teaching a nation. They did not have the close example of Abraham’s personal experience in following God.

Moses told the people in Deuteronomy 6:1, “These are all the laws that the Lord your God commanded me to teach you.” Moses began the spiritual teaching ministry in the Old Testament when he obeyed that command. That ministry continues down to today. As you study the Old Testament you will learn these truths that God taught Israel through Moses.



Teaching Was Blessed

God blessed the nation of Israel when the priests followed Moses’ example. The people saw how to live clean and healthy lives by some laws. They could see how to bring sacrifices for their sins, how to worship God, and how to treat each other in other laws. These things were important to their happiness.

Moses told the people that if they obeyed the Law, the people of the other nations would know they were wise. In Deuteronomy 4:7-8, Moses said:

No other nation, no matter how great, has a god who is so near when they need him as the Lord our God is to us. He answers us whenever we call for help. No other nation, no matter how great, has laws so just as those that I have taught you today.

When Jehoshaphat became king of Judah, he tried to stop idol worship. Read 2 Chronicles 17: 7-9 to see what he did about idol worship. Where did Jehoshaphat send a group of men? What did they do when they got there?

Would you try to get people to worship the true God by reading the Bible to them? Those men taught God's law to the people in Judah. When they did this the fear of the Lord fell upon the nations around them. Instead of making war on Jehoshaphat, the other nations brought him gifts.

God kept His promise. When His people taught and obeyed His laws God blessed them. He kept them in their own land and protected them against their enemies.



For You To Do

1 Write the best answer in the space provided from those given in parentheses for each question below.

a Who were the people of Israel?

.....
(An ungodly nation/God's chosen people)

b What did God teach Israel in the Law?

.....
(How to be like other nations/How to live for God)

c When the priests taught the Law, Israel was

.....
(safe from their enemies/ forgot about God)

d When you study the Old Testament, you learn

.....
(God's laws/how to be a teacher)

TEACHERS OF GOD'S WAYS

Objective 2. *Describe the results when the people of Israel failed to obey God's laws.*

Teaching Was Needed

The need for teaching in the nation of Israel was very great. People at that time were the same as today. It is hard to do the right thing all the time. We may want to do what is right, but we still give in to the wrong things. We are weak when we want to be strong.


Samuel knew this was true about the people of Israel. He had been their judge and prophet for many years. The people decided they wanted to be like the other nations by having a king to rule over them. Samuel did not want to do it because God was their king. But God led Samuel to make Saul the king.

Samuel knew the Israel needed more teaching to live, as God wanted them to live. After Saul was made king, Samuel told the people, "As for me, the Lord forbid that I should sin against him by no longer praying for you. Instead, I will teach you what is good and right for you to do" (1 Samuel 12:23).

We need to remember that learning God's laws will help us not to sin against God. David said, "I keep your law in my heart, so that I will not sin against you" (Psalm 119:11).

Teaching Was Rejected

The people of Israel did not always obey God. There were times when they rejected, or turned away from, God's laws. They did not want to listen to the priests who taught the Law. God could not bless them when they were disobedient.



An example of one who rejected God's law is Joash. The Bible tells us when he became king of Judah "he did what pleased the Lord, because Jehoiada the priest instructed him" (2 Kings 12:2). But he did not continue to obey those instructions after the good priest died. Read 2 Chronicles 24: 17-22 in your Bible. Notice the change in Joash. Why did he allow the people to stop worshipping God and turn to idols? What did God do?

Joash listened to the people instead of the priests who taught God's laws. Because God loved the people, God sent prophets to warn them. Then Joash and the people killed the priest that warned them.

The priest and the prophets were teachers whom God sent to help the people, but Joash refused to listen. God punished them because they sinned. Joash was killed after God allowed the nation to be defeated in a battle.

It is very important to listen to the teaching of God's Word. We need to know His Word if we want to live, as He wants us to live. If we reject His Word we will lose His blessing.



For You To Do

- 2 Circle the letter in front of each TRUE statement below.
 - a Samuel wanted Israel to have a king.
 - b Samuel didn't think Israel needed any more teaching.
 - c Teaching God's Word helps to keep us from sinning against God.
 - d Israel always listened to the priests teach the Law.
 - e Joash was killed because he rejected God's law.

- 3 If we want to live as God wants us to, it will be important to
- a) live by the Law.
 - b) listen to the teaching of God's Word.
 - c) do what others are doing.

THE GREAT TEACHER

Objective 3. Describe how Jesus, the Master Teacher, taught His disciples to teach.

Teaching Was Planned

Jesus thought of Himself as a teacher. He was always willing to teach in the synagogues (Jewish churches) and in many other places too. All four Gospels tell us that Jesus taught.

- 4 Read Matthew 4:23, Mark 6:2, Luke 6:6, and John 7:14, then answer these questions.
- a Where do these verses say Jesus taught?

-
- b Why do you think all four Gospels told this fact about Jesus?
-

Jesus told His disciples that He was a teacher. In His last talk with them before His death, He said, "You call me Teacher and Lord, and it is right that you do so, because that is what I am" (John 13:13).

Jesus also allowed others to call Him Teacher. Nicodemus came to Jesus one night and said to Him: "Rabbi, we know that you are a teacher sent by God" (John 3:2). Jesus didn't tell Nicodemus that he was wrong. Instead He said, "I am telling you the truth" (John 3:3). Jesus was telling Nicodemus that, as a teacher, He spoke the truth.

In Jesus' ministry, He gave high honor to teaching. It was important in His ministry. Jesus planned to teach. His words didn't just come out that way. One day when Jesus was talking with the Jews, He said, "I tell the world only what I have heard from Him" (John 8:26). Jesus was saying His words came from His Father. He was obeying God's plan to teach.

The people who heard Jesus teach knew there was something different about His teaching. At the end of the Sermon on the Mount, Matthew tells us,

When Jesus finished saying these things, the crowd was amazed at the way he taught. He wasn't like the teachers of the Law; instead, he taught with authority (Matthew 7:28-29).

The way He taught, and what He said about Himself, showed that Jesus thought of Himself as a teacher. Yet, He is more than a teacher. He is the Son of God, the Savior of the world.



If teaching was that important to Jesus, it must be important to you and me. He is our example.

Teachers Were Taught

The 12 men who followed Jesus were called disciples. *Disciple* means “learner.” They learned from Jesus as they walked the dusty roads of Palestine. They learned as they watched Him perform miracles. They listened as He spoke to the large crowds that followed Jesus. Whenever Jesus taught, the disciples were there. They were learning His message and His methods.

Jesus’ ministry to these disciples was mostly a teaching ministry. After Jesus performed a miracle, or after He ministered to the crowds by telling a story, He took the disciples off to a place where they could talk quietly.

One day Jesus healed a young boy who had an evil spirit. When Jesus and the disciples were alone, the disciples asked Him why they couldn’t drive the spirit out. “‘Only prayer can drive this kind out,’ answered Jesus; ‘nothing else can’” (Mark 9:29). Jesus used His disciples’ questions as an opportunity to teach them something.

Mark then tells us, “Jesus and his disciples left that place and went on through Galilee. Jesus did not want anyone to know where he was, because he was teaching his disciples” (Mark 9:30-31).

Jesus knew how important it was to teach those people. In a short time He was going to leave them the work He was doing. They needed to learn many things. When He left, Jesus told His disciples to teach others, and those believers were also called disciples in Acts (Read Acts 6:1-2, 7).

This is the way the gospel message has come down to us. One person has passed God’s Word on to others through teaching. It is now *our* turn to teach others. But before we can teach another person, we have to become learners.

We have His Word, the Bible, to learn from. We also have pastors and teachers in the church to teach us. As you learn more about the value of teaching, learn as much as you can from the Bible and from your pastor.



For You To Do

- 5 List three reasons why Jesus was known as a teacher by those who knew Him.
- a
- b
- c
- 6 Circle the letter before each TRUE statement below.
- a The twelve men that followed Jesus were called disciples.
- b As disciples they learned His message and methods.
- c Being a disciple means being a preacher.
- d We need to become disciples.

TEACHERS OF THE WORD

Objective 4. *Explain the importance of teaching in the times of the apostles.*

Teaching Was Continued

The apostles believed Jesus. They accepted His command to teach. They followed His example. The church in the book of Acts became a teaching church because they did this.

The Jewish religious leaders had the apostles whipped, telling them to never again speak about Jesus. Still, they taught. The book of Acts says, “And everyday in the Temple and in people’s homes they continued to teach and preach the Good News about Jesus the Messiah” (Acts 5:42).

Paul started many churches. He had a teaching ministry. Paul, with Barnabas, stayed for a year in Antioch to teach the people in the church. Paul stayed in Corinth for a year and a half, teaching the people the Word of God. He also taught the people, both in their homes and in public, as he lived three years in Ephesus.

The early church may have started with preaching, but it was built on teaching. The apostles knew it was important for the new converts to learn about Jesus and His commands.

Teaching Was Rewarded

Paul wrote to the church at Corinth, “In the church God has put all in place: in the first place apostles, in the second place prophets, and in the third place teachers” (1 Corinthians 12:28).



For You To Do

- 7 Read Ephesians 4:11-12 again and answer the following questions.
- a Is teaching listed among the different ministries?
 - b Who does Paul say has a teaching ministry?
 - c Why are these ministries given?

Teaching is listed with pastors in this Scripture. Your pastor is your teacher. That is how God planned it. God will bless you as you learn from your pastor.

Teaching is rewarding. It results in strong churches with Christians who know and understand the Word of God. Christians like that build up the church. In the book of Acts the number of Christians grew as the apostles continued to preach and teach about Jesus. More people became Christians when they heard the Word of God taught.

Do you want your church to grow? Do you want friends and relatives to become Christians? Teaching the Word of God will help make this happen. God’s Word leads people to Jesus. That is the greatest thing we can do for others. We can teach them about Jesus.




For You To Do

- 8 Circle the letter in front of each TRUE statement.
- a The apostles continued to teach after Jesus went back to heaven.
 - b The apostles stopped teaching when they were whipped and told to stop.
 - c Paul preached only in churches he started.
 - d God gave the teaching ministry to the church.
 - e Pastors should not teach.
- 9 How can God's plan for the teaching ministry affect your life?

.....

.....





Check Your Answers

9 You and I need to learn from Christian teachers. God wants you to teach someone else.

- 1 a** God's chosen people.
- b** How to live for God.
- c** They were safe from their enemies.
- d** God's laws.

- 8 a** True.
- b** False.
- c** False.
- d** True.
- e** False.

- 2 a** False.
- b** False.
- c** True.
- d** False
- e** True.

- 7 a** Yes.
- b** Mankind, which includes everyone.
- c** For the work of Christian service, in order to build up the body.

3 b) Listen to the teaching of God's Word.

- 6 a** True.
- b** True.
- c** False.
- d** True.

- 4 a** In the synagogue.
- b** To show how important teaching was to Jesus.

- 5 a** He taught in the synagogues.
- b** He said He was a teacher.
- c** He taught with authority.


Lesson
3

Christian Teaching Is Special

In our last lesson we saw in both the Old Testament and the New Testament the importance of teaching. Our guide for a teaching ministry today is the history of teaching in the Bible.

In this lesson we will look at *why* we teach. Everyone needs learning but not everyone needs to be taught the same thing at the same time. Some need to learn the plan of salvation. Others need to be taught how they may grow as a Christian. And still others need teaching to find their place of service in the church.

I hope you are beginning to understand the importance of teaching in everyone's life. We are all in need of teachers and we are all commanded to teach. Spiritual truths, both given and received, are included in teaching ministry.



In this lesson you will study . . .

Teaching for Salvation
Teaching for Spiritual Growth
Teaching for Service

This lesson will help you . . .

- Understand the Christian teaching areas of need.
- Trace a person's spiritual growth through Christian teaching.
- Find where you need teaching for growth in your own spiritual life.

TEACHING FOR SALVATION

Objective 1. *Explain what people need to be taught to find God's answer to our greatest need.*

Man Without God

Maybe you have heard of someone who got lost while walking through a forest. There was no one to show him the way. After a long time of wandering in circles, he began to fall from hunger and weakness. Some people who have been lost like that have been found. Others have not.

That is sad, but there is something worse than being lost in a forest. It is going through life without ever knowing God.

Many people search all their lives to find God. They try different religions. They pray to many other gods. They pay money and they work hard, but they never find the peace they are looking for. These people are more lost than people lost in the woods. Without God people are lost forever.

Christians know they will be with God through all eternity. Eternity starts when our physical life ends, lasting forever. The person who does not know God will be judged. Sin will separate us for an eternity without God. The Bible tells us that everyone has sinned and is far away from God's saving presence (Romans 3:23).

Through one man sin came into the world, bringing death with it. Death, as a result, spread to the whole human race (Romans 5:12).

These verses also show that everyone is lost— everyone is away from God. There is hope. God does not want people to be forever lost. He wants them to know about salvation.

Salvation Through Jesus

Showing lost people how to find God is part of the work of teaching. Asking Jesus to be our Savior is how we ourselves have found God. We now must share this message with the lost men, women, and children around us.

People must be taught that anyone who comes to Jesus can be saved. This is the message of God to all people. The Bible says it this way:

For God loved the world so much that he gave his only Son, so that everyone who believes in him may not die but have eternal life (John 3:16).

There are only two things a person must do to be saved: Repent of sin and believe in Jesus. To repent means to be sorry for your sin and turn away from it. To believe in Jesus means to trust Him to do what He said He would do.

Three Bible verses you can use to teach people how to be saved are:

Turn away from your sins and believe the Good News (Mark 1:15).

Believe in the Lord Jesus . . . and you will be saved (Acts 16:31).

God has given us eternal life, and this life has its source in his Son. Whoever has the Son has this life; whoever does not have the Son of God does not have life (1 John 5:11-12).

Memorize these verses. You will know what to teach when you meet someone who wants to be saved.

If you haven't already done so, you may want to study the Christian Life course *Personal Evangelism*. This will prepare you to teach the way of salvation to those who need it.



For You To Do

- 1 What is man's greatest need?
-

2 What is God's answer to this need?

.....

3 Match each definition (left) with the word it best describes (right) by writing the number of the word in front of its definition.

- | | | |
|--------|-----------------------------------|-------------|
| a | Sorry enough for sin to turn away | 1) Eternity |
| b | Period of time that lasts forever | 2) Believe |
| c | To trust | 3) Repent |

4 Circle the letter below that best completes the following sentence: If a friend of yours did not know God, you would

- a) teach him to repent and believe in Jesus.
- b) teach him about several religions and let him decide for himself.
- c) wait for him to ask you about God.

TEACHING FOR SPIRITUAL GROWTH

Objective 2. *List two things important to our spiritual growth, and why they are important.*

Growing in the Word

After we have been saved, God does not want us to stop growing spiritually. Accepting Jesus as Savior is just the beginning. It is an open door to life with God. The goal of Christian teaching is to help Christians grow into that life.

The best way for a Christian to grow is to learn from the Word of God. This is why we teach the Bible in Sunday school and church. The Bible is also our textbook in home Bible studies or in teaching only one other person.

We should also teach people to read the Bible for themselves. Everyone should have a time every day to read the Bible and pray. If you do this yourself, then you can share the truths you learn with those you are teaching. Teaching people to look to God and to the Bible for life's answers will help people with the problems in their lives. If another person needs more faith you can show that studying the Bible will build faith in God.

The Bible is our textbook in teaching for growth. Paul told Timothy how important the Bible is to the Christian.

All Scripture is inspired by God and is useful for teaching the truth, rebuking error, correcting faults, and giving instruction for right living, so that the person who serves God may be fully qualified and equipped to do every kind of good deed (2 Timothy 3:16-17).



The Holy Spirit will urge us to act upon what we have learned as we study God's Word. An *Urge* means, "pushing in an encouraging way." The Holy Spirit will gently push us into doing the right things. We can say *no* to Him, but if we let Him, He will teach us.

It may mean asking God to forgive us of some sin in our lives. It may be that we will need to repay a friend something we took from him. As we obey His urging, we grow into Christians who are more like Jesus. Then we can teach others the importance of obeying.

Guidance of the Holy Spirit

Teaching for spiritual growth is not complete without teaching that all believers may have the guidance of the Holy Spirit in their lives. Peter spoke of this in his sermon on the Day of Pentecost, saying:

Each one of you must turn away from his sins and be baptized in the name of Jesus Christ, so that your sins will be forgiven; and you will receive God's gift, the Holy Spirit. For God's promise was made to you and your children, and to all who are far away—all whom the Lord our God calls to himself (Acts 2:38-39).

When we Christians receive the Holy Spirit, He puts a desire in our hearts to obey God. He helps us want to live and work for God. This is the way we grow in our Christian life.



The Holy Spirit is also our Teacher. We talked about what Jesus said about the Holy Spirit in John 14:26. Read that verse again and think about your answers to the following questions. What name did Jesus give the Holy Spirit? How does that name make you feel towards Him? What two things will the Holy Spirit do for you? How will this help you as you teach others?

The Holy Spirit really is our Helper. We can teach others when we have allowed Him to teach us and help us remember Jesus' words. The Holy Spirit calls men and women into a teaching ministry. He also teaches those He calls.

To grow in God, we have to know God. If you have a good friend, you want to know more about him as time goes on. It is the same with God. We can never learn all there is to know about God. He is so great. But the Holy Spirit knows God and will teach us about Him. Paul said:

The Spirit searches everything, even the hidden depths of God's purposes. It is only a person's own spirit within him that knows all about him; in the same way, only God's Spirit knows all about God. We have not received this world's spirit; instead, we have received the Spirit sent by God, so that we may know all that God has given us (1 Corinthians 2:10-12).

To have a teaching ministry that is blessed by God, we must have the teaching of the Holy Spirit in our own lives. Then we can teach others that spiritual growth will come as they allow Jesus to fill them with the Holy Spirit.



For You To Do

Circle the letter in front of the best answer to each question:

- 5 What does God want us to do after we are saved?
- a) Find the answer to a friend's problem.
 - b) Read our Bible every day.
- 6 Who can be filled with the Holy Spirit?
- a) Only pastors and teachers
 - b) Every Christian
- 7 What does the Holy Spirit do to help us grow?
- a) He urges us to do what is right.
 - b) He makes us perfect so we don't sin anymore.
- 8 How does reading the Bible help Christians to grow spiritually?
- a) It increases our ability to learn.
 - b) It teaches us the truth.

TEACHING FOR SERVICE

Objective 3. *List some areas of service in the church where we can serve as we are taught.*

There is no place to stop in our spiritual growth. All of us need to grow in our Christian lives until this life is over. In God's plan for the Christian, one of the purposes for our life is to do good works. These good things we do are not to save us. Salvation comes from God. God's Holy Spirit urges us to work because we are saved.

As we do the things God wants us to do we will continue to grow in Him. Maybe a mother you know is sick, and cannot take care of her family. Taking that family some food for their dinner, or offering to help take care of the baby, these might be good works. A good work, then, is showing we love another person by doing something for that person. As a Christian you are showing in this that God loves her too.

Growth in our spiritual lives happens when we use our time, effort, and money to help others. We do this in the church, where we live, and on our job.

We teach people in the church to support the work of the church with their money. We learn to bring our offerings and tithes to God. A *tithe* is one tenth of the increase in money God gives us. If He has blessed us, through earnings or gifts, that we receive ten of something, we return to him one. That is God's *tithe*.

We learn that we can really want to give to God. God blesses people who give with a willing, happy spirit. As people learn to do this in the church they grow in their trust in God for His blessings.

We learn in church how to serve God with our talents. Talents are special abilities God has given us. Some people, for example, can sing well. Others cannot. Singing can be a skill they learn. But

sometimes it is a talent God has given to them. Christians sometimes need to be taught how to use their talents, or that God gives them talents.

Teaching can help keep the church working together. Teachers and workers in the Sunday school need teaching. Classes can be set up to train them. Other workers need to learn how to serve communion, greet visitors, and do many other important church works.



For You To Do

- 9 Circle the letter in front of each TRUE statement below.
- a Spiritual growth continues for just a short time after salvation.
 - b Christians should be taught to give money to God because they have to.
 - c We should teach that we grow in God when we show His love to someone.
 - d Teachers need to be taught.
 - e If someone wants to serve in the church, let him do so even though he is not trained.



Check Your Answers

1 To find God.

- 9 a False.
- b False.
- c True.
- d True.
- e False.

2 Believe in Jesus Christ.

8 b) It teaches us the truth.

3 3) Repent.

- 1) Eternity.
- 2) Believe.

7 a) He urges us to do what is right.

4 a) teach him to repent and believe in Jesus.

6 b) Every Christian.

5 b) Read our Bible every day.

Lesson
4

Everyone Needs Teaching

Have you ever watched a mother bird when her babies are ready to fly? She pushes them out of the nest. The process of teaching has started. This will continue until the baby bird is able to care for itself. The same thing is done with our children. From their earliest years, we teach them how to live in this world.

We have seen the three purposes of Christian teaching: (1) help people learn of their need for salvation, (2) help them grow in their Christian life, and (3) lead them into Christian service. Everyone needs teaching. God, the Creator of all people, wants everyone to know and love Him.

We will be better Christian teachers the more we learn about Christian teaching. Our desire should be to teach so the lives of children, teenagers, and adults will be changed. Pray that the Lord will help you understand the needs of each person you know. This is the first step to becoming a teacher for the Lord.



In this lesson you will study . . .

No One Is Left Out

Jesus' Example

Everyone's Need

Everyone Is Different

Children

Teenagers

Adults

This lesson will help you . . .

- Explain why Christian teaching is for everyone.
- Describe ways different age groups respond to teaching.
- Understand the value of learning to teach.

NO ONE IS LEFT OUT

Jesus' Example

Objective 1. *Explain how Jesus showed that we should teach everyone.*

In Lesson 1 we studied Jesus' command to teach everyone. He said, "Go, then, to all peoples everywhere" (Matthew 28:19). How can we obey it? This is a large command. Few of us will ever go around the world. Even those who can go to many places will not be able to teach everyone.

Be willing to be taught. Then teach the people you know. This way you can obey the command. Some of the people the Lord wants you to teach may be in the church. Others may be in your neighborhood, or on the job. The most important people to whom you will want to teach God's truths are in your own home. Your family needs to learn. It would not be long until everyone has heard God's message, if all Christians would follow God's guidance in teaching the men, women, and children they know.

Jesus was our example. His message was the good news of God's love. The message was for everyone. Jesus never left the area of Palestine where the people of Israel lived. He taught all the people around Him. He asked the people to listen to His teaching. We read in Mark:

Then Jesus called the crowd to him once more and said to them, "Listen to me, all of you, and understand" (Mark 7:14).

He taught those who came to Him. John says:

Early the next morning he went back to the Temple. All the people gathered around him, and he sat down and began to teach them (John 8:2).

As we read in the Gospels of the life of Jesus, He did not refuse anyone. He took care of their needs and taught all who came to Him. No one was left out.

It is easy to sometimes think someone is not important enough for us to teach. We do not want to waste our time on some, thinking that they would never accept the gospel. We may be afraid to teach people of greater importance such as our leaders.

We should not let our feelings about people tell us whom to, and not to, teach. Jesus taught, and so should we, every time there is opportunity.



For You To Do

- 1 Explain how you can obey Christ's command to teach "all peoples everywhere".
-

- 2 Circle the letter in front of the TRUE sentences.
- a God's command to teach is not for everyone.
 - b We need to teach the people who live in our own homes.
 - c Our command to teach is found in Matthew 28:19.
 - d Jesus turned away people He was afraid to teach.
 - e Jesus only taught people who were leaders.

Everyone's Need

Objective 2. *List the reasons for teaching everyone.*

Paul taught that the message of God's love was for everyone. In Athens, he taught the people about Jesus and the resurrection. The people asked him to explain this to them. He told them how God had made the world and everything in it. Paul said:

God has overlooked the times when people did not know him, but now he commands all of them everywhere to turn away from their evil ways (Acts 17:30).

God's message of salvation was for everyone. Paul's letter to the church at Rome explained:

The scripture says, "Whoever believes in him will not be disappointed." This includes everyone, because there is no difference between Jews and Gentiles; God is the same Lord of all and richly blesses all who call to him. As the scripture says, "Everyone who calls out to the Lord for help will be saved" (Romans 10:11-13).

It is not enough just to say everyone needs to be taught. We must answer another question, "why does everyone need teaching?" People who are not Christians need teaching to learn how to become Christians. They must learn there is no other way to have peace in their hearts. The way to eternal life is through believing in Jesus Christ.

What about those who are Christians, do they still need teaching? Yes. We all need to be taught. None of us are perfect nor will we be until we reach heaven. We need to keep on learning. That is why Paul taught the Christians he ministered to:

So we preach Christ to everyone. With all possible wisdom we warn and teach them in order to bring each one into God's presence as a mature individual in union with Christ (Colossians 1:28).

Paul gave example why everyone needs teaching. Read 1 Timothy 4:1-6 and answer these questions for yourself. What are the two wrong teachings? What did Paul say was the correct teaching on these two things? What was Timothy supposed to do for his Christian brothers? What was he to do for himself?

False teaching may spread. In this case to think it was wrong to marry, or to eat certain foods was false teaching. If we think about wrong things we will not be thinking about God's truths. This will keep us from growing spiritually. Paul told Timothy to teach men what God's truth is. Everyone needs to know the truth. If we do not know the truth, how will we recognize lies?



For You To Do

Choose the best answer for the following questions.

3 You could be a modern-day Paul by teaching

- a) the people in Rome.
- b) those who know Jesus.
- c) everyone who needs Jesus.
- d) the people in Athens.

4 Everyone needs teaching to have

- a) a lot of knowledge about God.
- b) wisdom.
- c) eternal life through Jesus Christ.

5 To overcome lies we need to learn

- a) God's truths.
- b) world history.
- c) honesty.

EVERYONE IS DIFFERENT

Objective 3. *List the spiritual learning differences of each age group.*

We are all different—not only in our spiritual growth, but also in our level of understanding. Everyone needs to be taught God's truths, but we cannot teach a child in the same way that we teach an adult. Now we will see how it is best to teach each age group—children, teenagers, and adults.

Children

Children are important to Jesus. When His disciples argued about which among them would be greatest in heaven, He showed them a child. Jesus said to them:

Whoever welcomes this child in my name, welcomes me; and whoever welcomes me, also welcomes the one who sent me. For he who is least among you all is the greatest (Luke 9:48).

From the words of Jesus we know we must take care of children in our teaching ministry.

How early should we start teaching children? A mother and father should begin to teach their children at home at a very early age. They should take their children to church. Sunday school programs give children teaching they need.

Before they could talk, I read to my children. I sang to my children about Jesus from the time they were born. They grew up knowing Jesus as a Person who was a friend to our family.

Children grow in understanding of life around them. A parent does not ask a two-year-old son to build a house, the child first learns to play with blocks of wood. The child later learns how to use a hammer, and then a saw.

Growth is like this in a child's spiritual life. A two-year-old does not understand Jesus' death and resurrection. A two-year-old can understand that Jesus is his friend.



The following chart shows differences in learning about spiritual truths for different age groups of children:

Learning Differences		
	2-3 years	4-5 years
God	feels God is real	thinks of God as a Father
Jesus	feels Jesus is best friend	feels the presence of Jesus
Bible	is a special Book	is a special Book
Prayer	prays simple prayers	prays simple prayers
Spiritual Growth		knows about right and wrong
	6-8 years	9-11 years
God	Sees God as loving and holy	sees God as Great Judge
Jesus	Responds to Jesus and accepts Him as Savior	grows to know Jesus better
Bible	Starts reading	makes reading a habit and memorizes verses
Prayer	has a belief in prayer	is ready for prayer habit
Spiritual Growth	can know God's help	cares about other's spiritual needs

Study this chart whether you are a parent or a teacher of children. It will help you know what to teach your children about the Bible's spiritual truths.



For You To Do

- 6 Circle the letter before each TRUE statement below.
- a Jesus meant that children are too young to be taught about Him.
 - b We are to include children in our teaching ministry.
 - c Children are ready to hear about the resurrection when they are two years old.
 - d It is never too early to teach a child about Jesus and His love.

- 7 Since children cannot be expected to understand difficult things, we should
- wait until they are older to teach them about God.
 - start early to teach them simple truths about Jesus' love for them.

Teenagers

When children become teenagers there are even more changes. The things believed as a child are questioned. There are several things teachers will need to do to help:

- Answer their questions.* No matter what a teenager asks, an answer needs to be received. It may be hard, but with God's help we can look for answers to show that God's way is best.
- Listen to them talk.* Their minds are working hard exploring all of life. They want to share what they have seen and learned. It may be explaining the science test taken in school, or describing a friend's car. They want to tell you their ideas, and they need to be listened to.
- Set an example.* The teenager needs to see that Christianity really works. Share your own needs and answered prayers. As they see Jesus working in your life they will know what you are teaching is true.
- Apply God's truth to their lives.* Pray and work with them so they will learn for themselves the truth of God's promises. They need to see God work in their own lives. This builds their faith.



For You To Do

- 8 Circle the letter before each TRUE statement below.
- Teenagers need to see that God does work in our lives.
 - We must not try to answer all questions of a teenager.
 - It is important to take time out and listen to the teenager.
 - An important way to teach a teenager is to be a good example.
- 9 A teenager is different in his spiritual growth because he
- never really understood what he was taught.
 - will not listen to adults.
 - is beginning to question all the things he believed as a child.

Adults

Adults can understand the Bible in ways that children and teenagers cannot. Adults need to be taught to live the truths they learn. If they do not live them they will stop growing spiritually. As adults do what God, through His Word, tells them to do, they can continue to grow learning deeper truths. Teaching the Word of God should bring about changes in the lives of adults.

Adults need to learn that Jesus Christ should be the Lord of their lives and the head of the church. Jesus can show each one of us how to live for Him even though we are all different. We make Jesus the Lord of our lives when we obey Him.

As adults and believers, we can be teachers of the Word and workers with God. Teachers need to learn of God and learn about their students. Teachers are better able to teach what adults need to learn when the student's needs are known.

God wants everyone to learn of Him. Because we learn in different ways, we need not only to study the Bible but learn ways to reach students on all levels of learning, and learn their needs.



For You To Do

Choose the correct answer in parentheses to complete each sentence.

10 Adults can be taught.....
(faster/deeper truths)

11 When an adult does not obey the truths from
God's Word he.....
(stops growing spiritually/can still teach)

12 Teachers are.....
(merely adults /workers with God)

13 What will you do when you have a chance to teach someone, now that you know some of the
differences between the different age groups?
.....



Check Your Answers

13 I would get to know the person. First, I would find out if he is a Christian or not. Then I would teach him the things he could understand at his age level.

1 By teaching the people you know.

12 workers with God.

2 a False.

b True.

c True.

d False.

e False.

11 stops growing spiritually.

3 c) everyone who needs Jesus.

10 deeper truths.

4 c) eternal life through Jesus Christ.

9 c) is beginning to question all the things he believed as a child.

5 a) God's truths.

8 a True.

b False.

c True.

d True.

6 a False.

b True.

c False.

d True.

7 b) start early to teach them simple truths about Jesus' love for them.

Lesson
5

Everyone Can Be a Teacher

Some of the greatest blessings in life come to the Christian who teaches. You also will feel a real joy, when you see the joy someone receives when accepting Jesus as Savior. When that person who becomes a Christian grows in the Lord because you have taught him, the joy is even greater.

In this lesson you will see why everyone can and should teach. We cannot say we are not able to teach. It is God's plan and He will help us do it.

If you are willing to follow God's plan, then you will have God's joy. There is no greater joy in life than helping another person find God's will for his life. You can do it!



In this lesson you will study . . .

Involve Yourself
Be Dedicated
Use Every Opportunity
Develop Your Gift

This lesson will help you . . .

- Explain how every Christian can be involved in teaching.
- Describe the dedication needed by a Christian teacher.
- Relate the activities of daily life to teaching.
- Determine your place in teaching ministry.

INVOLVE YOURSELF

Objective 1. *Explain how Christians can teach even if they are not perfect.*

We know that a teacher of God's Word must be a Christian. There are people who try to teach the Bible who have not accepted Jesus as their Savior. They do not have the help of the Holy Spirit to understand fully the teachings of God. Paul said:

It is only a person's own spirit within him that knows all about him; in the same way, only God's Spirit knows all about God (1 Corinthians 2:11).

In a previous lesson, we learned about our Helper, the Holy Spirit. Part of the Holy Spirit's work is giving us an understanding of the Bible.

In Lesson 1, we also learned that Jesus has commanded all Christians to go and teach. When we become Christians we are expected to teach.

You may say, "But I can't teach. I don't know enough about the Bible." God doesn't want you to think you have to know everything before you can teach others. None of us knows all there is to know about the Word of God. We teach what we know. When we are saved from our sins, we share with our families and friends what God has done for us. This is the beginning of our teaching ministry. As we grow in our own Christian life, our ability to teach others will also grow.

Others say, "I can't teach because I'm not perfect. I'm too weak in my Christian life. I still sin." It should help you to know that Jesus chose men as His disciples that were not perfect. These imperfect disciples were to be the ones who would teach others about Jesus.

We will look at some of them. Three men who were probably closest to Jesus were Peter, James, and John. James and John were brothers. Jesus gave them the name *Boanerges*, which means "Men of Thunder" (Mark 3:17). There was a reason Jesus gave these brothers this name.

The disciples had argued among themselves, which of them would be the greatest. James and John asked Jesus if they could sit at privileged places, on His right and left sides, when Jesus came to His kingly throne. These were very selfish things. At another time, they became angry when men of a town would not let them enter. They asked Jesus to call fire down from heaven to destroy those men. But Jesus chose these disciples to teach others about Him.

Peter had a hard time doing the right thing. Peter said he would die to protect Jesus. But a few hours later, he would curse and swear insisting he had never known Jesus. After His resurrection, Jesus wanted this man, Peter, to follow Him. Jesus chose Peter to be a teacher of others, even though he was not perfect.

None of us is perfect. We all have sinned. But Jesus chose us to be teachers for Him just as He chose the disciples who were sometimes sinful.

We are not perfect but we can become more like Jesus as we obey His Word. Jesus knew that we could not be perfect by our own efforts. But He does want us to obey Him and not sin. That is why He has sent the Holy Spirit to help us.

When we know we have been forgiven of our sins, we know that God loves us. This is the message that every Christian can teach others. God can forgive them too, and He does love them.

You may not know much more than this about the Christian life right now. But you can teach someone else what you do know. We will study more about the teacher's message in a later lesson.



For You To Do

Answer the following questions with a **yes** or **no**.

- 1 a Can a person who does not have the Holy Spirit in his life understand the teachings in the Bible?
- b Do all Christians know all they need to know about the Bible?
- c Were the disciples perfect?
- d Did Jesus choose perfect men to teach His commands to others?
- e Are we to teach our friends that God loves them?

2 Write what God did for you when He saved you. Think of how you would say this to a friend who is not a Christian.

.....
.....

3 I can teach about Jesus because I (more than one may be correct)

- a) am perfect.
- b) am sinful.
- c) have studied about Him.
- d) have the Holy Spirit as my Helper.

BE DEDICATED

Objective 2. *State what a person needs to do to show he is dedicated to a teaching ministry.*

Whoever you are, God can use you to teach others. But you need to dedicate yourself to obeying His command to teach. *Dedicate* means, “to set something apart for a certain purpose.” God calls some to be pastors. When one chooses to obey and become a pastor, one’s life is dedicated to that kind of ministry. Plans and studies change to become a pastor, instead of a farmer, or doctor, or businessman.

We need this kind of dedication to the ministry of teaching. Even if you do not become a teacher in Sunday school, you can help those who are. The best way to help is to support the teaching ministry: be willing learners and obey the truths you learn.

For those who do become teachers in the Sunday school, teaching will not be a full-time job like pastoring can be. But whatever kind of teaching we do, we need to plan and study for it. We do need to be dedicated.

Why should we need to study to become a teacher? There are some things a teacher needs to know and do.

1. The teacher must believe that everyone needs teaching.
2. The teacher must know that without God people are lost.
3. The teacher must know that Christians need to grow spiritually.
4. The teacher must know what to teach. This requires Bible study.
5. The teacher must live what he teaches others to do.

These are the things every Christian should know and do. They are needed for a teaching ministry in everyday life. Teaching can be a challenge. Whenever a Christian teaches in Sunday school or church, something else is also needed. This is the gift of teaching that the Holy Spirit gives. We will talk more about this later. Christians may have received other gifts, and not the gift of teaching. Still, they must obey Jesus’ command to teach in everyday life outside the church.

When we are willing to give ourselves to teaching, God will help us. The Psalmist wrote:

Give yourself to the Lord; trust in him, and he will help you (Psalm 37:5).

God has never turned away any person who dedicates himself to obeying Christ’s commands. He is waiting to help you.



For You To Do

- 4 For each question below, choose the best answer given in parentheses and write it on the blank space.
- a What do teachers need to know about sinners?
They are in need of.....
(perfection/teaching)
 - b To set apart something for a certain purpose means to
(dedicate it/learn it)
 - c Before we can teach others about God's truth we should
(know everything/obey the truth)
- 5 Circle the letter in front of the words that best complete the following sentence. Christians who are not Sunday school teachers can best help those who are teachers by
- a) asking their pastor for the gift of teaching.
 - b) being an obedient learner.
 - c) studying to become a pastor.

USE EVERY OPPORTUNITY

Objective 3. *Explain how we can use opportunities of everyday life in following Jesus' example to teach others.*

When we think about teaching we may think about Sunday school. We think of books and desks or lecterns and pulpits. But teaching is needed everywhere in life. Parents in the home, workers on the job, businessmen, or students, all can find a way to teach something to someone.

Everywhere a Christian may be, there may be someone to teach of Jesus. Books and desks are not always needed.

Looking at Jesus' life, we see that He taught in many different times and places. When the Jewish leader Nicodemus came to talk to Jesus one night, Jesus used this to teach him how to be saved.

Another time, Jesus and His disciples were traveling through the country of Samaria. Jesus stopped by a well to rest. His disciples had gone into the town to buy food. A woman came to draw water from the well. Jesus started to talk with her and He used the conversation to teach.

Jesus didn't just teach in the Jewish church. He taught in the countryside by the sea. He taught as He and His disciples walked on the road. He taught in homes. He taught wherever people would listen.

Have you ever shared from God's Word with those with you at a meal? Maybe it was with your family, or perhaps with some friends. Reading a few verses of Scripture and talking together about them can be very helpful. This is a way of teaching.

When there is time to talk at work, this is an opportunity. Wherever else you meet with friends you can lead them in sharing God's truths. Most people go through some kind of trouble in their lives. As they tell you about their troubles, you can teach them about your Lord, who can answer prayer and help them.

One woman I know always greets her friends by asking, “What has the Lord done for you today?” This leads into talking about spiritual things. Christians who do this find themselves teaching each other the things that God has taught them.



In the next lesson we will study about teaching the Bible in small groups in the home. There are opportunities to teach all around us. Wherever you find people, you find someone who needs teaching.



For You To Do

- 6 Circle the letter in front of each TRUE sentence below.
 - a We need a book and a desk before we can teach.
 - b Every Christian can teach somewhere.
 - c Jesus showed us how we can find opportunities to teach in everyday life.
 - d One way of teaching is talking about our troubles to each other.
- 7 List some different opportunities where you could use your teaching ministry.

.....

.....



DEVELOP YOUR GIFT

Objective 4. *Define the gift of teaching and explain how it relates to the teaching ministry.*

Three times in the New Testament, Paul names the gifts of the Spirit. Each time the gift of teaching is named with the others.

If our gift is to speak God’s message, we should do it according to the faith that we have; if it is to serve, we should serve; if it is to teach, we should teach (Romans 12:7).

In the church God has put all in place: in the first place apostles, in the second place prophets, and in the third place teachers (1 Corinthians 12:28).

It was he who “gave gifts to mankind”; he appointed some to be apostles, others to be prophets, others to be evangelists, others to be pastors and teachers (Ephesians 4:11).

The gift of teaching was needed to build up the church in the days of the apostles, and it is needed today, too. But from a study of these Scripture verses, we learn that not everyone receives the gift of teaching.

There are other gifts also given for the purpose of building up the church. Every Christian can receive one or more of these gifts. We may not all receive the same gift. Those who have other gifts should do the things their gift helps them do. If a person's gift is to serve, then serve or help other Christians in ways that they need help.

Perhaps you should stop right now and ask the Lord to reveal to you what your gifts are. You might also pray for God to give you a special gift.

What is the gift of teaching? Like the other gifts, it is a supernatural ability. It is an ability that God gives to explain God's truths, and show how to use them in our lives. The Christian teacher is not one that always knows more about the Word of God than others. The Christian teacher has a gift to teach others so they can learn and grow.

All Christians can be teachers. Paul told the Christians in the Colossian church:

Christ's message in all its richness must live in your hearts. Teach and instruct one another with all wisdom (Colossians 3:16).

This kind of teaching should happen as we live our lives at home, work, or anywhere else where people are. In the church, teachers who have received the gift of teaching are especially needed.

Every Christian should discover their spiritual gifts and develop them. Some may have the gift of teaching and not know it. If you have a desire to teach, it would be good to try it. The best way to find out if you have a gift is try. If you do, you and others may see God's blessing in your teaching.

If you know you have the gift of teaching, work at using it. Paul talked to Timothy about using his gift. We don't know what gift Timothy had, but what Paul told him is good for us too:

For this reason I remind you to keep alive the gift that God gave you when I laid my hands on you (2 Timothy 1:6).

The best way to keep a gift alive is to use it in your ministry to the church. Peter tells us:

Each one, as a good manager of God's different gifts, must use for the good of others the special gift he has received from God (1 Peter 4:10).

As we use the gift of teaching, or any other gift God has given us, it will grow. We will become better teachers as we teach and work at learning how to teach.



For You To Do

8 Who should be chosen to teach in church?

.....

- 9** Circle the letter in front of each TRUE sentence.
- a** The gift of teaching is named once in the Bible.
 - b** Everyone who is a Christian receives the gift of teaching.
 - c** Sunday school teachers need the gift of teaching for explaining the Word of God.
 - d** The gift of teaching is a natural ability that can be learned.
 - e** We can find out if we have the gift of teaching by studying hard.
 - f** If you have the gift of teaching you need to use it for the good of others.
- 10** The gift of teaching and teaching ministry are both used in building up the
-

Now that you have completed the first unit, you are ready to answer the questions in your student report for *UNIT ONE*. Review the previous lessons, then follow the instructions in your student report. Send your answer sheet to the address given on the copyright page of your study guide.



Check Your Answers

10 building up the church.

- 1 a No.
- b No.
- c No.
- d No.
- e Yes.

- 9 a False.
- b False.
- c True.
- d False.
- e False.
- f True.

2 I would say, He forgave me of my sins and showed me that He loves me.

8 Those who have the gift of teaching. God gives different gifts to each Christian to build up the church.

- 3 c) have studied about Him.
- d) have the Holy Spirit as my Helper.

7 Here is a list of just a few but you could list many more:
When visiting with friends.
When working with others.
At the dinner table.

- 4 a teaching.
- b dedicate it.
- c obey the truth.

- 6 a False.
- b True.
- c True.
- d False.

5 b) being an obedient learner.

Lesson
6

You Don't Need a Desk

When we believe in Jesus as our Savior, we receive a great joy. Do you remember when this happened in your life? You wanted to share it with someone else right away. You can still have that same joy and eagerness to share it with others.

We have been talking about how teaching is needed by everyone and why it is needed. We have seen how you can teach someone, no matter who you are.

In this lesson we will study about two kinds of people you can teach right in your own home. This teaching can give you a greater joy than you have ever known before. I hope that after studying this lesson you will try these different ways of teaching.



In this lesson you will study . . .

Parents as Teachers
Bible Parents
Lives of Parents
Words of Parents
Friends as Learners

This lesson will help you...

- Describe the teaching ministry of parents in the home.
- Explain how friends can be taught in a home Bible study.
- Understand how you can use your home as a place to teach God's truth.

PARENTS AS TEACHERS

Bible Parents

Objective 1. *Give biblical examples of how parents taught their children.*

The teaching of children by their parents has always been an important part of God's plan for His people. When Moses told the people of Israel to obey God's commands, He also told them to teach those commands to their children and grandchildren. He said:

Be on your guard! Make certain that you do not forget, as long as you live, what you have seen with your own eyes. Tell your children and your grandchildren about the day you stood in the presence of the Lord your God at Mount Sinai, when he said to me, "Assemble the people. I want them to hear what I have to say, so that they will learn to reverently obey me as long as they live and so that they will teach their children to obey me" (Deuteronomy 4:9-10).

Moses instructed them to tell their children and grandchildren about how God had met them at Mount Sinai. This was something important that had happened to them in their past. But the story also was to help them remember to obey God now.

As parents told their children about this, the children began to learn that God was a real Being. He was able to meet with them.

A little while later, Moses told the people of Israel when and how they were to teach their children.

Never forget these commands that I am giving you today. Teach them to your children. Repeat them when you are at home and when you are away, when you are resting and when you are working (Deuteronomy 6:6-7).

Teaching their children was to be a way of living for the people of Israel. They were not just to set aside an hour each day to make their children listen to as the commands of God are read. Although the children were to hear God's laws, the parents were also to talk with their children about God's goodness while they did things together.

Parents were not to do all the talking. They were to let their children ask questions and then give answers that would show them God's plan:

In times to come your children will ask you, "Why did the Lord our God command us to obey all these laws?" (Deuteronomy 6:20).





For You To Do

- 1 Read Deuteronomy 6:21-25, then answer the following questions with **yes** or **no**.
 - a Were the parents told to tell their children how God saved them from the king of Egypt?.....
 - b Did God want parents to tell their children they could do anything they wanted to do?.....
 - c Was God pleased when His people were slaves in Egypt?.....
- 2 What do you think happened when the children heard from their parents the stories of what God had done?

.....
.....

Many years later David wrote:

What you have done will be praised from one generation to the next; they will proclaim your mighty acts (Psalm 145:4).

God wants His mighty acts kept alive. He wants His people to remember them. We also learn from these stories that He blesses the people who obey Him. It is not enough to say to your children, “Do this” or “Don’t do that.” They also need to know who said it and why. That is why we read to them these stories about God and His people in the Bible.

Lives of Parents

Objective 2. *Identify a way of living that will teach children to obey God.*

Children learn by watching their parents. As the mother and father take care of their home and family they show they are obeying the commands of God by the way they act. Children will see this. They will also see the blessings their parents receive. Soon they will learn that obeying God is good. They will learn that He will give strength and joy to those who obey Him. Children can learn that God will help them go through troubles and His power will keep them from falling.

Jesus taught His disciples by example as well as words. When He and His disciples went to the wedding at Cana, Jesus performed a miracle. They ran out of wine, and Jesus turned the water in the jars into wine so they could finish the feast. John tells us:

Jesus performed this first miracle in Cana in Galilee: there he revealed his glory, and his disciples believed in him (John 2:11).

Jesus’ act told the disciples that He cared about people and that He could help them. When His disciples saw this, they believed in Him. We tell our children that we really are Christians by the way we act in our homes. We are teaching them by our actions.

For our children to learn that God wants us to love our neighbor, we must show them that we love our neighbor. Saying something bad about our neighbor, never having our neighbors come into our home, these do not show love for our neighbor to our children. Children may then question God’s command.

The apostle John told how important our actions are when he wrote:

My children, our love should not be just words and talk: it must be true love, which shows itself in action (1 John 3:18).



For You To Do

Choose the best answer to the following questions.

- 3** When children watch their parents follow God's leading in their lives they learn that
- a) there are no problems when one follows God.
 - b) they will have trouble with their neighbors.
 - c) God will give them joy and strength even in times of trouble.
- 4** Our actions teach our children that we believe
- a) our neighbors should visit us often.
 - b) God blesses those who obey Him.
 - c) they should do as we do, but not as we say.
- 5** Jesus' disciples knew He cared about people because of
- a) what He said.
 - b) His actions.

Words of Parents

Objective 3. *Describe how parents can teach their children by talking to them.*

Moses told the parents in Israel that they were to talk to their children about God's commands. As you eat together or work around the home, your child will often ask questions. These can lead you into talking about God's love or commands.

Suppose your child fights with another child. You could use this to teach God's way of showing love. What does the Bible say about fighting? Many things like this happen in our daily lives. We can use these moments to talk to our children about God's ways.

Reading the Bible in our home is very important. Children need to hear God's Word. In His Word we find many truths that help us build our lives. Time should be given to talking about verses that we read. This is a time when children will ask questions. A wise parent will take the time to find the answers.

The need for parents to teach their children is taught in the book of Proverbs. For children to obey God's command, and receive the blessing God has promised, the parent must teach them. In Proverbs 1:8-9 we read:

Son, pay attention to what your father and mother tell you. Their teaching will improve your character as a handsome turban or a necklace improves your appearance.

Most of us would like to have a son like Timothy in the New Testament. From what Paul wrote to Timothy, we know his mother and grandmother taught him. I am sure they taught him both by what they said and what they did.

I remember the sincere faith you have, the kind of faith that your grandmother Lois and your mother Eunice also had. I am sure that you have it also (2 Timothy 1:5).



For You To Do

- 6 Circle the letter in front of each TRUE sentence.
 - a Parents should talk about God to their children whenever they can.
 - b Questions children ask do not have to be answered.
 - c Timothy learned about God from a friend.
 - d Talking about God to our children is just as important as our actions.
- 7 List several things you could teach your child by talking to him.

.....

.....

FRIENDS AS LEARNERS

Objective 4. *Outline a method for teaching friends in your home.*

In the book of Acts the story is told about Cornelius, who sent for Peter to come and teach him the good news of the gospel. Peter went and found many people in Cornelius' house.

The following day he arrived in Caesarea, where Cornelius was waiting for him, together with relatives and close friends that he had invited (Acts 10:24).

This is one of the first home Bible studies recorded in the Bible. Cornelius asked Peter to come as the teacher. Then he brought his family and friends together to hear what Peter had to say. God gave His Holy Spirit to these people and they were baptized in water.

Christians in many countries around the world are inviting their friends and neighbors to home Bible studies. The Christians ask these people to come to their home to find out what God's Word says.

If possible, each person in a home Bible study group should have a Bible to read during the meeting. It is good to use a study guide, which gives questions about the lesson. The people in the group answer the questions by finding the answers in the Bible. The leader of the group makes sure everyone finds the answers.

Anyone who is a Christian can lead a Bible study like this. In this way you can teach anyone who comes into your home.

A woman in Indonesia studied an ICI course like this one you are studying now. She became a Christian. She wanted to share her new faith with others. So she asked women she knew to come to her home to study other Bible lessons with her. About 25 people became Christians. Home Bible studies are a good way to teach your neighbors about God.



For You To Do

8 For each question below, choose the best answer.

a Why did Cornelius ask his friends to come to his house to hear Peter teach? To hear

.....
(the gospel/a great preacher)

b Who can have a Bible study in his home?

.....
(Only a preacher/Any Christian)

c What should be talked about in a home Bible study?

.....
(Friends/A Bible lesson)

d Where is the best place to get answers to questions about God's plan for your life?

.....
(In the Bible/From a neighbor)

9 If you were to begin a home Bible study now, what basic things would you have to do?

.....
.....



Check Your Answers

- 9** Invite people; Send for teachers or teach yourself; bring Bibles; and use some kind of study guide.
- 1 a** Yes.
b No.
c No.
- 6 a** True.
b False.
c False.
d True.
- 8 a** the gospel.
b Any Christian.
c A Bible lesson.
d In the Bible.
- 2** It helped them to know who God was and what He wanted them to do.
- 7** Your answer. I would include: About God's love and how He shows it. What is in God's Word and what it means. How to apply God's Word to our daily life
- 3 c)** God will give them joy and strength even in times of trouble.
- 4 b)** God blesses those who obey Him.
- 5 b)** His actions.


Lesson
7

You Do Need a Message

Every year people choose certain kinds of seeds to plant in their gardens. If they want to raise beans, they plant bean seeds. But most gardeners do more than just plant the seed. They prepare the ground with a shovel or plow it. It is then raked, and rows are marked before the seeds are planted.

Preparing to teach is like that. The right message is chosen, and then it is prepared as a lesson. During the class time, the teacher plants in the hearts of the students the seeds of God's Word.

All this work goes into teaching for one reason. That is to see the student have a full life in Jesus Christ. At harvest time it is pleasing for the gardener to go out in the garden and pick the beans. It is even more pleasing for a teacher to see people he or she has taught learning to live according to God's plan for them.



In this lesson you will study . . .

The Message of the Word
The Message From Your Life
The Message for the Learner
 Preparing the Message
 Speaking the Learner's Language

This lesson will help you . . .

- Understand the importance of the teacher's feelings about his or her message.
- Describe how the teacher's message can best be taught to bring change in the learner's life.
- Recognize the need to live a life that is an example to your students.

THE MESSAGE OF THE WORD

Objective 1. *Explain why the teacher must feel the message is important.*

God has given us the most important message in the world to teach. A *message* is “words sent from one person to another.” God is the sender of this important message, but we are to receive and carry it for Him to those we know.

This message is the message of the gospel, God’s Word. How we feel about it can help others learn from us about Him. Do you love to read your Bible? The Psalmist said,

How I love your law! I think about it all day long (Psalm 119:97).

We need to pray as we study to teach this message. This will open our hearts and minds to the teaching of the Holy Spirit. Read and study God’s Word, and the Holy Spirit will teach you the meaning if you ask Him to. David prayed:

Open my eyes, so that I may see the wonderful truths in your law (Psalm 119:18).

Let’s make this our prayer too as we study the message we take to others.

Paul talked about this message when he wrote to the church at Corinth. He said,

Our message is that God was making all mankind his friends through Christ. God did not keep an account of their sins, and he has given us the message which tells how he makes them his friends (2 Corinthians 5:19).

To find out what Paul’s message was, let’s look at what he said in his letter to the Corinthians the first time he wrote them:

When I came to you, my brothers, to preach God’s secret truth, I did not use big words and great learning. For while I was with you, I made up my mind to forget everything except Jesus Christ and especially his death on the cross (1 Corinthians 2:1-2).

People need to know Jesus. They need to receive His forgiveness, which is available only because of His death on the cross. Jesus is the one who forgives our sins, and He is the one who helps us grow in our Christian lives.




For You To Do

Read 2 Timothy 2:14-19. Then circle the letter in front of the best completions to the following sentences.

- 1** A person who teaches the message of God presents
 - a) lessons that show how much he or she knows.
 - b) his or her own message.
 - c) the truth about the resurrection.
- 2** Teachers please God when they
 - a) say that our resurrection is past.
 - b) bring people to God’s truth.
 - c) fail to present the message of new life.
- 3** The message we are to pass on in our teaching ministry is
 - a) that God will not forgive all sins.
 - b) why we are to teach.
 - c) how people can have new life in Jesus.

The verses in 2 Timothy 2:14-19 show us how important it is to work hard at our teaching. If we want the blessing of God on our teaching, we must be careful to teach His truth. Sometimes it is easy to let our own ideas about these things become too important. God wants us to think for ourselves. But He also wants us to test our thinking by the truth of His Word. We must not teach something that is not there, no matter how good it sounds.

To know Jesus is to have spiritual life forever. That is the reason we feel our message is important.



For You To Do

- 4 For each question below, choose the best answer given in parentheses, and write it in the blank space.
- a What should your attitude be as you study the Bible?
(Questioning/Prayerful)
 - b What was Paul's message when he preached and taught?
(His own ideas/The truth about Jesus)
 - c What happens to believers when we fail to teach the truth of God's Word?
.....
(They will grow/They cannot grow)

THE MESSAGE FROM YOUR LIFE

Objective 2. *Explain how our example can teach others.*

The goal of teaching is to see a change in the lives of those we teach. Whether you are teaching your family, your friends, or a Sunday school class, you need to keep this goal in mind. In order for you to teach this way, you will also need to live what you teach. If you want to teach people to obey Christ, you must obey Him first.

It is not enough just to learn a lot of facts and pass them on to others in your teaching ministry. That is not real teaching. If you have not been changed by God's power, then you cannot expect those you teach to be changed. People need to see those facts from God's Word changing your life also. When they see this, they will want the same thing to happen in their own lives.

This can be seen in Philippians 2:15-16, "You must shine among them like stars lighting up the sky, as you offer them the message of life."



For You To Do

- 5 It is most important for you in your teaching ministry to
- a) teach many facts so those you teach will think about them.
 - b) teach by being an example of how Jesus can change lives.
- 6 Think about the way you are living. Does your life give a message that can teach others to change? Pray about this as you continue to study this course.

Read the instruction Paul gave to Timothy in 1 Timothy 4:11-16. Like Timothy we need to live so our lives can be an example to those who hear us teach. We sometimes say God's Word is alive. By this we mean that His Word has the power to bring change into our lives. But we know this happens only when we obey the commands of the Word and believe its promises.

As a teacher you should be the leader in bringing about change. To do this, you will need to share your feelings about what the Word says to you. I experienced that in sharing this verse which had brought a change in my life:

For God hath not given us the spirit of fear; but of power, and of love, and of a sound mind (2 Timothy 1:7, KJV).

This verse helped me through many days when my heart was filled with fear. Then one day I was with another woman who was fearful of her future because of her illness. I read the verse to her and prayed that God would comfort her as He had comforted me. She, too, found strength to keep trusting God as I shared with her that verse.



For You To Do

- 7 Circle the letter in front of each TRUE sentence.
- a Timothy was to wait to teach until he became older.
 - b His conduct and speech were to be an example to believers.
 - c If Timothy watched himself and his teaching, those who heard him would criticize him.
 - d Timothy was to practice the things that he also taught.
 - e If he lived a changed life, Timothy would be a good example to those who listened.

Changes in lives are the evidence that learning has taken place. Either an action or an attitude shows these changes. Our purpose in teaching is to see changes in the lives of those we teach.

Here are five things we must do in our teaching ministry:

1. We must first let the students know what we want to teach them—the message of God’s salvation.

2. *We need to repeat the message many times.* This doesn’t always have to be done in the same way. The same message can be given by different methods. In our next lesson we will look at four methods of teaching.

3. *We must make sure our teaching is understood.* Starting with something the students already know in order to explain something new will help them to understand.

4. *We must help students to believe in our message.* We need the help of the Holy Spirit to teach in such a way that those we teach will want to do something about the message they hear.

5. *We must guide our students into using truths learned.* Show them how to use these truths daily. This is called applying the truth to their lives. When this is done, the life of the learner is changed.

James explained it this way:

But whoever looks closely into the perfect law that sets people free, who keeps on paying attention to it and does not simply listen and then forget it, but puts it into practice—that person will be blessed by God in what he does (James 1:25).

If I taught my small daughter to tie her own shoes without having her try to do it herself, she would not learn what I tried to teach her. If she did practice tying her own shoes by herself, she would be *applying* what she had learned. This is the same way we learn and apply spiritual truths. We put into action the truths learned from God’s Word.



For You To Do

8 Without looking back at the lesson, circle the letter in front of each sentence that tells how a teacher should teach.

- a** She lives what she teaches.
- b** He never lets the students know he has made mistakes.
- c** She shares her experiences, even her failures.
- d** He shares his feelings about the message.
- e** She does not repeat what she has already taught.
- f** He tells how the message can work in the student’s life.

THE MESSAGE FOR THE LEARNER

Objective 3. *Describe how the teacher’s message can be taught so the student will understand it.*

Preparing the Message

As we have said earlier in this course, the Bible is the textbook for Christian teaching. Because this is true, the teacher must know as much as he or she can about the Bible. This is not easy. It takes a lot of study. Even after many years of study, we cannot know all there is to know.

Sunday school teachers usually have a lesson book that explains the message to be taught. This is helpful. If you use such a book to prepare your lesson, be sure then also to read the Scripture passage in your Bible that is given in the lesson. Look at each person in a Bible story. Use truths from the story that will help you and your students to live better Christian lives.

When you plan your lesson, be sure to think about those you will be teaching. What needs do they have in their lives that can be helped by this lesson? The answer to this question not only will help you make your message more interesting, but it will also help those you teach to grow in their Christian lives.

Learning the best ways of preparing our message doesn't take away from the Holy Spirit's work in our teaching ministry. He will help us learn to be better teachers for Him. Paul told Timothy:

Do your best to win full approval in God's sight, as a worker who is not ashamed of his work, one who correctly teaches the message of God's truth (2 Timothy 2:15).

The *King James Version* of the Bible translates the verse like this:

Study to show thyself approved unto God, a workman that needeth not to be ashamed, rightly dividing the word of truth. (italics added)

Speaking the Learner's Language

Learning is not easy. But we can make it easier for the learners by starting with something they already know and then leading them into new truths. To do this, we need to be careful about the words we use to explain new truths.

Our language—our words—is what we use to carry the truths we want to teach. We understand what we are saying, but sometimes the person we are teaching doesn't. There are certain words used in Christian teaching that explain what we believe. Those who are not Christians don't always understand these words as we do.

Not too long ago, I was teaching a small group and talked about our need to have faith. One of the women asked, "What is faith?" She didn't know what we meant. We had to explain that many things we do in our natural life take faith. Faith is the belief that someone or something will do what he or it is supposed to do. Every time we sit down in a chair, we show that we have faith that the chair will hold us. And to have faith in God means we believe that God will do what He said He would do.

It is important to know the language of the learner. If we find we need to use a word that our students might not know, we should explain the meaning of that word. This kind of careful teaching is especially needed for children or for those who are not familiar with the Bible. If we know the language level, we can use words they will understand. Then we will be able to get God's truth into their hearts and lives.

It is also important to know that each learner understands the meaning of the words in the Scripture verses he or she reads. This takes time, but if the learner doesn't understand, he or she may not learn the message you are trying to teach.



For You To Do

Complete the following statements by choosing the best answers. You may choose more than one.

9 To help the learner better understand your message, think of

- a) what the lesson really is.
- b) his or her needs.
- c) what Bible he or she uses.

10 Learning the best ways of preparing your message will

- a) help you make it more interesting.
- b) take too much time.
- c) make it hard to understand.

11 To speak the learner's language means to

- a) stop explaining everything.
- b) have him or her tell the stories.
- c) know his or her language level and Christian maturity.


12 Think about those you have taught already in your teaching ministry. Did you use words that you had to explain? Were you prepared to give your students a definition to help them understand your message?

.....
.....

When you have an opportunity to teach, use the following list to remind yourself of the process of preparing a lesson. Check off each step as you complete the list.

Steps in Preparing a Lesson

1. Pray for understanding of the lesson.
2. Read the Bible verses for the lesson.
3. Read the lesson book.
4. Write down the truths in the lesson that you need to obey yourself.
5. Write down your students' needs that this lesson could help.
6. Pray for each student and his or her need.
7. Make a list of any words in the lesson that the students might not understand.
8. Look up the meaning of each word and write it down.
9. Make an outline of what you want to teach.



Check Your Answers

12 Your answer

1 c) the truth about the resurrection.

11 c) know his or her language level and Christian maturity.

2 b) bring people to God's truth.

10 a) help you make it more interesting.

3 c) how people can have new life in Jesus.

9 a) what the lesson really is.

b) all are correct.

c) what Bible he or she uses.

4 a) Prayerful

b) The truth about Jesus

c) They cannot grow.

8 Statements **a**, **c**, **d**, and **f** are true.

5 b) teach by being an example of how Jesus can change lives.

7 Statements **b**, **d**, and **e** are true.

6 Your answer


Lesson
8

... And You Do Need a Method

Do you enjoy eating a well-prepared meal? I do. We know there is a right way and a wrong way to prepare food for a meal. The right way is the *method* we use to make the food taste better. And we all want our food to taste good.

We want our spiritual “food” to taste good too. We want to teach in such a way that the learner will be interested in what we are saying and will grow spiritually. That is why we need to use the right methods when we teach.

We have just seen that we have a wonderful message to share with the world. It is the most important message ever given. *How* we present it is also very important. Methods are not, in themselves, either spiritual or unspiritual. But they make it possible for us to teach spiritual truths so people of all ages can understand them and accept them. Use the best methods when you teach these wonderful truths from God’s Word!



In this lesson you will study . . .

You Really Need a Method
Choose the Best Method
Give a Lecture
Tell a Story
Have a Discussion
Ask Questions

This lesson will help you . . .

- Explain why teaching methods are needed.
- Use different methods for improving your teaching ministry.
- Choose the right methods for those you teach.

YOU REALLY NEED A METHOD

Objective 1. *Explain why teaching methods are needed in your ministry.*

Have you ever sat in a Sunday school class without learning anything? Maybe the teacher loved the Lord and had studied the lesson, but when the class was over, you didn't know what he was trying to tell you. Or maybe what he said didn't really interest you. Sometimes this happens if the teacher has not prepared the lesson well or if the teaching was not made relevant.

We have already studied how to prepare a message in our last lesson. A poor message can result if the right method is not used in preparing and presenting it. *Methods* are "ways to present your message in an orderly arrangement of ideas and topics." You need to know not only the *message* of the lesson, but also *how* you want to teach it. The message is what is taught. The method is the way you plan to teach the message.

Using the right method will be important in your teaching ministry. Some people say that methods are not needed. They feel that if they just talk, the Holy Spirit will tell them what to say. Teaching which results in people growing spiritually is just not that easy. Anyone who tries to teach without using good methods will find out after a few years that those he or she has taught have not learned much of anything.

It is not against God's plan to use teaching methods. Jesus used a number of different methods to teach both His disciples and the crowds of people that followed Him. We will look at these examples in our next lesson.

One of the ministries of the Holy Spirit is to guide the Christian. If you as a Christian will ask Him to, He will guide you in choosing methods that will best present your lesson.



For You To Do

- 1 In teaching, the method we use is
 - a) what we are trying to teach.
 - b) the way we plan to teach a lesson.
 - c) the same as the message.
- 2 Good teaching methods are needed so teachers will
 - a) feel satisfied with themselves.
 - b) get through the lesson faster.
 - c) see spiritual growth in students.

CHOOSE THE BEST METHOD

You will need to be aware of different methods used in teaching as you plan your message. Several methods may be used.

In choosing which method you will use, it will be important for you to think about the ages of those you are teaching. Because children are different from adults in their learning abilities, you will need to choose different ways of teaching them.

We will now look at four teaching methods. As we discuss them, try to think how you could use them in your teaching ministry.

Give a Lecture

Objective 2. *Explain when a lecture should be used.*

A *lecture* is “a planned speech or talk on a chosen subject given for the purpose of instructing.” The lecture can be short or long and is best used with adults. Children have difficulty listening to a speaker for very long.

There are several reasons why a lecture is used.

1. *It saves time.* The teacher can present a lesson and give facts that would take students much longer to find out for themselves.

2. *It keeps the teacher on the subject of the lesson.* A complete lesson can be given without the students getting the teacher off onto another subject. This is important when presenting new truths or wanting students to learn one certain thing. The teacher will give only facts and ideas which apply to that one lesson.

3. *It helps in teaching large groups.* A lecture can be given to 100 people as easily as to 10 people. Other methods of teaching are harder to use with large groups.

Along with the good reasons for using the lecture, there are some things you will need to be careful about.

1. Because there is less opportunity for students to talk during a lecture, it must be kept very interesting. If students get bored or lose interest, they will not learn what is being taught. To learn, people need to be led into thinking for themselves. There are ways of doing this, even when lecturing. We will suggest some a little later in this lesson.

2. Even though the teacher will do most of the talking in a lecture, it is a good idea to give students an opportunity to ask questions or make comments along the way. Of course, these must pertain to the lesson to be acceptable.

3. Lecturing requires careful attention in how to present the truths of the message. Of course, this is also true of other methods of teaching. When lecturing, be sure the message reaches the learner’s feelings as well as his or her mind.

4. Think about what is being said. It is important to speak clearly and loudly enough for everyone to hear. (It would be good for you to read again the section on “Speaking the Learner’s Language” in the last lesson.)

If you choose to give a lecture, carefully plan how you are going to present your message. Outlining, or listing the order of your different topics, can do this. Then, follow the order of your outline as you are teaching. For example, at the beginning of this lesson, I gave you an outline of what we would study. We are studying in that same order.

Another thing that can be done to help students learn from the lecture is to give them a set of questions concerning what is being presented. Have them listen for the answers and write them down. At the close of the lecture, give students time to share their answers.

It is important that you get to know those you are teaching so you will know if they are growing spiritually. Remember, this is the goal of all Christian teaching—that people grow spiritually.



For You To Do

3 What is the best age group to teach by the lecture method?

.....

4 In which of the following situations would the lecture method be a good way to teach? Circle the letter in front of your choices.

- a Several children have gathered around you, and you feel the leading of the Spirit to teach them.
- b Twenty or thirty Christians have gathered together, and you want them to learn more about the life of Jesus.
- c You and a friend are talking, and she asks you how she can become a Christian.
- d The school has asked you to speak at a meeting of the graduating students.



Tell a Story

Objective 3. Describe when you would use storytelling in your teaching.

Storytelling is one of the oldest ways to teach. Jesus was a master storyteller. His stories were interesting and full of action. He took these stories from everyday life. They were about things people did and knew. This is discussed more fully in our next lesson.

Children, teenagers, and adults all love to hear stories. You can bring truths to life in a story. The action holds the student's interest, and learning is increased.

With young children the story often presents the whole lesson. With older children and adults, the story can be used in at least three ways:

1. At the beginning, to introduce the lesson
2. In the middle, to explain an idea that was given
3. Toward the end, to apply the message to everyday life

Expressions such as *love, faith, or being thankful* are sometimes hard to explain. In a story they can be made clearer. What child wouldn't be excited about listening to the story of Daniel in the lion's den? It is a story for all ages explaining the meaning of faith in a God who cares for His people.

In Christian teaching, though, stories should not be chosen just to please the learner. Every story Jesus told had a message because He was trying to teach His listeners. The stories we use in our teaching must also have a truth in them that helps teach the message.

There are stories in the Bible that you can use to teach for growth in the learner’s Christian life. Or find a story that applies to everyday life, as Jesus did. Maybe you can even find a story connected with a news item in the newspaper.

In choosing a story, ask yourself the following questions about it:

1. Does the story teach the truth I want to use in this lesson?
2. Will this story have meaning for the age group I am teaching?
3. Is there action in this story? Are people doing something?
4. Will my students and I enjoy the story?

Before you tell the story, practice telling it aloud two or three times. If the story seems to come alive and have meaning to you, then it will also have meaning for your listeners.



For You To Do

5 For each question below, choose the best answer given in parentheses and write it in the blank space.

a Jesus told stories to

.....
(please people/teach God’s truths)

b Storytelling is a good way to explain the idea of love because it gives

.....
(an example of love/many ideas)

c When teaching children, it is best to tell a story at the beginning of the lesson to get them to

.....
(learn faster/listen)

6 Develop a short lesson including a story on the subject of having faith. Use the story in one of the three ways we talked about.

Have a Discussion

Objective 4. *Explain why a discussion is a good teaching method.*

A discussion is “the sharing of ideas and truths learned.”

The man who is being taught the Christian message should share all the good things he has with his teacher (Galatians 6:6).

A good discussion can help the learner to act on the truths that have been taught. A group I once led discussed for many weeks what it meant to be a Christian. We all knew of a family in a nearby neighborhood who was in need of help. The mother had been in the hospital, and the father could not work because he had heart trouble. We talked about this and decided to act on the truths we had learned. So we took them a box of food and enjoyed our time of ministering to them.

Discussions are not just talking about something or arguing about what is taught. A true discussion happens when everyone in the group tries to reach an understanding of a truth.

This method of teaching is harder to use than any of the others. It will take careful preparation, and you will need to be ready to guide the learner's thinking.

Several things are needed to make a good discussion. They include these:

1. The question or problem to be discussed must be clearly understood by everyone. The questions should not ask for one certain answer, which would limit the discussion.
2. The discussion must be a part of the lesson. It can take up the whole class time or just a small part.
3. It should be organized to help the learner feel free to share his or her thoughts and ideas.
4. Enough time must be allowed to complete the discussion. If the student is going to learn from the discussion, it should be applied to his or her everyday life.
5. There must be an honest desire of the learner to know the truth.
6. The leader must be careful not to criticize the comments of the student. Criticism will discourage learners and keep them from speaking out in the future.

It is also important to know that a discussion is best used with a small group. If there are more than 12 to 14 people in a class, it is hard to let everyone take part. A large class could be divided into smaller groups, though, with leaders prepared to discuss some part of the lesson.

Most people enjoy talking; so if a discussion is used, it can help students to grow in their understanding of spiritual things.



For You To Do

7 Name three things you think are most important to a good discussion.

.....

.....

.....

8 Suppose you were to use a discussion as a means to teach a message on faith. What are some questions you could use to start the discussion?

.....

.....

Ask Questions

Objective 5. Describe how the question-and-answer method can measure learning.

The question-and-answer method is the best way to find out how learners are growing in their Christian life. Questions that ask for thoughtful answers will show you how well they are applying what has been taught. They can also help the learner become interested in learning more and in finding ways to apply new truths.

Good questions are like the bait on a fisherman's hook. They catch the interest of people and make them think.

You were asked to write several questions for a discussion on faith. This was because questions are an important part of a discussion. You can't have one without having the other. You can guide the discussion through the use of questions.

Three kinds of questions are useful to those who are teaching:

1. *The fact question.* This asks the person to state a fact learned in studying the lesson. This kind of question is important because we need to know the facts before we can find how to apply them to our lives.
2. *The problem question.* This is a question about some problem that needs to be solved. You can guide the learner by asking questions that help him or her think of different ways to work out the problem.
3. *The application question.* This asks the learner to apply the message of the lesson to everyday life. The application question can be used to ask someone to believe in Jesus as his or her Savior. It asks the learner to act on what he or she has learned.

In your teaching ministry you can ask questions to find out how much those you are teaching know. They in turn will ask questions because they want to learn. A good time of learning will include questions by both the teacher and the learner.



For You To Do

- 9 Circle the letter before each TRUE sentence.
 - a In a discussion you can ask questions to find out what the learners are really thinking.
 - b Questions are used to cause the learner to think about a truth learned.
 - c A fact question asks the learner to apply the lesson to his or her life.
 - d A good question can get the learner's interest started.
- 10 Write a question covering each of the three kinds of questions mentioned. Use Galatians 6:6 as a basis.

.....

.....

.....



Check Your Answers

10 Your answer. You could use the following:

- (1) What should we do as we are taught the Christian message? (fact)
- (2) Would it be correct then to say we all have a teaching ministry? (problem)
- (3) How can you as a learner under someone else's teaching act upon this? (application)

1 b) the way we plan to teach the lesson.

9 Statements **a**, **b**, and **d** are true.

- 5 a** teach God's truths.
b an example of love.
c listen.

2 c) see spiritual growth in students.

8 Your answer. You might say: "What is faith? If faith is a gift of God, what can we do to get it? How necessary is faith?"

3 Adults

7 (1) Asking a good, clear question that will be discussed, (2) keeping the discussion organized and moving, and (3) getting everyone involved in some way

4 Answers **b** and **d** are correct.

6 Your answer. One example would be to tell the story in Matthew 13:31-32 about the mustard seed. This story could be used in any of the three ways.

Lesson
9

Jesus Used Good Methods

Cutting down trees can sometimes be a dangerous job. Those who hire a person to do the job give him the authority to do it. He then sets a goal of putting the tree on the ground. There is a right way to cut it down to make sure that it falls the way he wants it to go and does not fall on a house.

Jesus had the authority to teach God's truth. He showed this authority when He taught. He also had a goal, and He had methods for reaching the goal. This is the example He left for us to follow.

As you study this final lesson, ask Jesus to help you learn from Him. Let Him lead you to someone this week whom you can teach. Follow the best method in teaching that person.



In this lesson you will study . . .

Jesus Taught With Authority

Jesus Had a Goal

Jesus Used Methods

This lesson will help you . . .

- Present the message to others using the example of Jesus as the Master Teacher.
- Describe and use Jesus' example in setting goals for your teaching ministry.
- Identify the way Jesus used different methods of teaching.

JESUS TAUGHT WITH AUTHORITY

Objective 1. *Describe how Jesus' teaching was different from that of the teachers of the Law.*

In the time of Jesus, the priests were the teachers of the Law. It was an important thing to them. But when Jesus taught, the people saw right away that His teaching was different.

The people who heard him were amazed at the way he taught, for he wasn't like the teachers of the Law; instead, he taught with authority (Mark 1:22).

The teachings of Jesus showed He had the authority, or power, the priests wished they had. He had been given this authority from the Father, and He knew what He taught was truth. The people who heard Him saw this, and they listened to Him.

The guards that were sent to arrest Him went back to their leaders alone. They said, "Nobody has ever talked the way this man does!" (John 7:46).

Jesus did not teach like the priests. They taught only what teachers of the past had taught. Jesus taught the people what God's law meant to them in their everyday lives and how He had a plan for them. He also helped them to understand that He loved them and they in turn were to love each other.

Jesus had this authority because He was the Son of God. When the Jews asked Jesus who He was, He told them. These were the words His Father in heaven gave Him:

When you lift up the Son of Man, you will know that "I Am Who I Am": then you will know that I do nothing on my own authority, but I say only what the Father has instructed me to say (John 8:28).

When Jesus said, "I Am Who I Am," He used the name that God gave himself when talking to Moses by the burning bush in Exodus 3:14. The Jews who followed Him knew where His authority came from.



For You To Do

- 1 Circle the letter in front of each TRUE sentence.
 - a The teachers of the Law taught the same way Jesus did.
 - b Even those who did not believe He was the Son of God knew He taught with authority.
 - c Jesus wanted to teach with the authority of the priests.
 - d Jesus taught what His heavenly Father wanted Him to teach.
 - e Jesus taught God's truths so that people's lives would be changed.
- 2 List three ways Jesus' teaching was different, and compare them with the ways you are to teach.

.....

.....

.....

JESUS HAD A GOAL

Objective 2. *Explain how Jesus' goal was a part of His life and ministry.*

Jesus had one goal in His ministry. This was to lead individuals into knowing and accepting God's truths. He told the crowd of people that followed Him:

Because I have come down from heaven to do not my own will but the will of him who sent me. For what my Father wants is that all who see the Son and believe in him should have eternal life (John 6:38-40).

Jesus' whole life and ministry was spent in teaching, preaching, and working miracles. Altogether these activities were meant to lead people to believe on Him as their Savior.

Everywhere He went, He preached and taught the good news. Mark tells us, "Jesus went to Galilee and preached the Good News from God" (Mark 1:14).



A little later we see Him telling His disciples He had to go on to other villages to preach. When He came to the shore of Lake Galilee, a crowd of people were following Him, "and he started teaching them" (Mark 2:13). As we follow Jesus' life through the four Gospels, we see Him preaching and teaching the good news everywhere He went.



For You To Do

Choose the best answer to the following questions.

- 3 Jesus wanted people to know how to
 - a) have authority.
 - b) know His heavenly Father.
 - c) be a follower.
- 4 What was the most important thing Jesus wanted to do with His time here on earth?
 - a) Talk to the crowds who followed Him
 - b) Talk to the rulers
 - c) Tell people the good news

JESUS USED METHODS

Objective 3. *Describe how Jesus used different methods to teach.*

Jesus not only knew *what* to teach—He also knew how to teach. He used the same methods we talked about in our last lesson. Do you remember what they were? Let’s look at each one again. But this time we will also look at how Jesus used these methods.

1. *Jesus gave lectures.* There are several good examples of these lectures in the Gospels. One of them was the Sermon on the Mount in Matthew 5–7. (Read it now.) Can you see how Jesus talked about many things?

Notice also in Matthew 7:28 that when He finished speaking, “the crowd was amazed at the way he taught. He wasn’t like the teachers of the Law, instead he taught with authority.” Jesus knew how to use this method of teaching.

2. *Jesus used storytelling.* His stories were called parables. There are 61 of these parables of Jesus in the Gospels. They were about things, plants, animals, or people. They were stories about situations that could have happened to almost everyone in everyday life. The parables were meant to teach spiritual truths, and each parable taught one truth.

An example is the Parable of the Good Samaritan in Luke 10:30-36. This story was given in answer to a question that was meant to trap Jesus. The parable taught a spiritual truth without causing an argument.

3. *Jesus used questions and answers many times in His teaching.* In the Parable of the Good Samaritan, He used this method. He also used it when He gave the Sermon on the Mount. By doing this, He helped His listeners understand the full meaning of His teaching. When telling them not to worry about food and clothes, He asked, “After all, isn’t life worth more than food? And isn’t the body worth more than clothes?” (Matthew 6:25).

Jesus asked questions to make His listeners think, because He wanted them to understand what He was teaching.

Another time, Jesus wanted to teach His disciples about paying taxes. He asked them several questions. He began by saying, “Simon, what is your opinion?” (Matthew 17:25). Jesus didn’t need Peter’s opinion, or his thoughts on taxes, but He wanted Peter to think about the subject. He knew this was an important part of learning.

4. *Jesus also used discussions.* One of the best examples of this was the discussion He had with the woman at the well in Samaria (John 4). Jesus began by asking the woman for a drink of water. He gently guided her as she tried to get off the subject until she learned who He was and what He wanted to teach her.

When Jesus’ disciples came back and found Him talking to the Samaritan woman, He told them, “My food is to obey the will of the one who sent me and to finish the work he gave me to do” (John 4:34).

Jesus knew what His work was, and He knew the message He came to preach and teach. He also knew how to give the message so men and women would believe in Him. As you study His life, look at how He ministered to different people by using different methods of teaching.



For You To Do

- 5 a When you teach, why do you need to know where your authority comes from?
.....
- b Why do you need to know your goal?
.....
- c Why do you need to have a good method of teaching?
.....

6 Apply the way Jesus taught to your own teaching ministry by getting out and using the knowledge you have gained. Prepare God’s message in a way that will lead people into knowing and accepting His truths.

Jesus also told His disciples:

You have a saying, “Four more months and then the harvest.” But I tell you, take a good look at the fields: the crops are now ripe and ready to be harvested! (John 4:35).

He was talking to them about the harvest of souls. It is not a long way off, but people are ready now to believe in Jesus if someone will teach them.

Who lives next door to you? Have they ever heard about Jesus? What do you talk to them about when you see them? Do they know you are a Christian? Use what you have learned from this course to teach them and others. There are many souls to be harvested. Why not be God’s harvester by using your teaching ministry?

Now that we have come to the end of our study about the teaching ministry, perhaps it would be good for you to think about how the teaching ministry can be a part of your life. We have given you some things to consider in the chart below. Put an X in the box in the column that indicates your answer.

	Yes	No
I enjoy being taught.		
I feel I need to receive Christian teaching.		
I came to know Christ after someone taught me about Him.		
I know someone I would like to teach about Jesus.		
I have shared the meaning of a verse of Scripture with someone.		
I have thought about what I would say to someone who needs to accept Jesus as Savior.		
My life has been changed because of Christian teaching I have received.		
I have already told a story to someone to help them learn a lesson.		
I have discussed a lesson with someone using questions and answers.		
I have asked God to help me teach someone else.		
This course has helped me to see the importance of the ministry of Christian teaching.		

Ask God to help you find a place of service for Him. Be willing to do what He wants you to do. You will find joy in sharing your life with others.

Now that you have completed the second unit, you are ready to answer the questions in your student report for *UNIT TWO*. Review the previous lessons, then follow the instructions in your student report. Send your answer sheet to the address given on the copyright page of your study guide and ask about another course of study.



Check Your Answers

6 Your own application

1 Statements **b**, **d**, and **e** are true

5 a We can be sure of what we are doing when we know we have God's authority behind us.

b So you will know what results you want to see from your teaching

c So the students will learn

2 (1) Jesus taught with God's authority—You can teach with that same authority. (2) He taught God's truths—You should also teach these truths. (3) He applied these truths to their daily lives—You can show people how to apply God's truths in their lives.

4 c) Tell people the good news

3 b) know His heavenly Father.

One Final Word

This is a special kind of book because it was written by people who care about you. These are happy people who have found good answers to many of the questions and problems that trouble almost everyone in the world. They believe that God wants them to share with others the answers they have found. They believe that you need some important information to answer your own questions and problems and find the way of life that is best for you.

They have prepared this book to give you this information. You will find this book based on these fundamental truths:

1. You need a Savior. Read Romans 3:23; Ezekiel 18:20.
2. You cannot save yourself. Read 1 Timothy 2:5; John 14:6.
3. God desires that the world should be saved. Read John 3:16-17.
4. God sent Jesus who gave His life to save all those who believe in Him. Read Galatians 4:4-5; 1 Peter 3:18.
5. The Bible shows us the way of salvation and teaches us how to grow in the Christian life. Read John 15:5; John 10:10; 2 Peter 3:18.
6. You decide your eternal destiny. Read Luke 13:1-5; Matthew 10:32-33; John 3:35-36.

This book tells you how to decide your destiny, and it gives you opportunities to express your decision. Also, the book is different from others because it gives you a chance to contact people who prepared it. If you want to ask questions or explain your needs and feelings, you may write to them.

In the back of the book, you should find a card called *Decision Report and Request Card*. When you have made a decision, fill out the card and mail it as indicated. Then you will receive more help. You may use the card to ask questions or make requests for prayer or information.

The Teaching Ministry

UNIT STUDENT REPORTS AND ANSWER SHEETS

STUDENT REPORT DIRECTIONS

When you have completed your study of each unit, fill out the answer sheet for that unit. Do only one unit at a time. Return each answer sheet to your ICI instructor or office in your area as soon as you have completed it.

The following are directions on how to indicate your answer to each question.

EXAMPLE

There is one best answer. Blacken the space for the answer you have chosen.

- 1** To be born again means to
- a) be young in age.
 - b) accept Jesus as Savior.
 - c) start a new year.

The correct answer is b) *accept Jesus as Savior*, so you would blacken space **b** like this:

1	A	<input checked="" type="checkbox"/>	C
----------	----------	-------------------------------------	----------

Now read the questions in your Student Report and mark your answers in the answer section as we have shown in our example. Choose your answer and blacken the space **a**, **b**, or **c** according to your choice.

STUDENT REPORT FOR UNIT ONE

For all questions, be sure the number beside the spaces on the answer sheet is the same as the number of the question.

- 1** Teaching is an important part of our daily lives because
 - a) we need to learn many things to live in this world.
 - b) we want to become more skilled than others.
 - c) a well-educated person earns more money.
- 2** The ministry of teaching is primarily
 - a) announcing the good news.
 - b) telling about a personal victory.
 - c) explaining a biblical truth.
- 3** The command to teach others about Christ comes from
 - a) church tradition.
 - b) Christ himself.
 - c) Old Testament prophets.
- 4** Christian teaching is centered on
 - a) God's Word.
 - b) our personal experiences.
 - c) commentaries of the Bible.
- 5** The Holy Spirit helps us in teaching by
 - a) giving us lesson plans.
 - b) helping us remember what we have learned.
 - c) making every listener attentive to us.
- 6** The main reason we teach as Jesus instructs us is that
 - a) teaching is a glorious profession.
 - b) we have accepted His command to teach.
 - c) we need to learn more about the universe.
- 7** The importance of teaching is shown in Israel's failure to obey God's laws, which led to
 - a) fewer people teaching God's laws.
 - b) an increase in secular knowledge.
 - c) God's removal of blessing from Israel.
- 8** Jesus taught His disciples to teach by
 - a) sending them to the best schools.
 - b) spending time teaching them many things.
 - c) outlining the characteristics of a teacher.
- 9** The apostles obeyed the command to teach so that
 - a) others would be trained to teach Christ.
 - b) they would be received with honor.
 - c) they would remember the truths they had learned.
- 10** Your main message in your teaching ministry should be about
 - a) salvation through Jesus Christ.
 - b) all the religions in the world today.
 - c) our physical growth.

- 11** We should teach that all believers may have
- all the answers to every problem.
 - the guidance of the Holy Spirit.
 - earthly riches.
- 12** Teaching for service in the church is
- important for every area of service.
 - more essential for training new teachers.
 - an optional function for churches.
- 13** How can you begin to obey Christ's command to teach "all people everywhere"?
- Leave your family to go out and teach.
 - Teach only those who are Christians.
 - Teach the people you know.
- 14** One reason that even believers need teaching is to
- help them achieve perfection.
 - equip them to recognize false teaching.
 - keep them humble.
- 15** When teaching God's truths to children, we should
- use the same method all the time.
 - wait until they are nine years of age.
 - remember to teach so all can understand.
- 16** It is important when teaching teenagers to
- answer their questions.
 - make them listen to you.
 - tell them your own ideas.
- 17** You can teach about Jesus when you
- become perfect.
 - are growing in Christ.
 - live a sinful life.
- 18** To *dedicate* your life means to
- set yourself apart for a purpose.
 - study a certain subject.
 - find a full-time job.
- 19** We can best carry out a teaching ministry by
- being employed to teach in a Christian school.
 - using every opportunity in our daily lives.
 - equipping a room of our house for teaching.
- 20** The gift of teaching is
- a supernatural ability to teach.
 - the possession of superior knowledge.
 - available to everyone who wants it.

This is the end of the requirements for Unit One. Please stop here and return your Answer Sheet for Unit One to your instructor. Continue your study in Unit Two.

STUDENT REPORT FOR UNIT TWO

For all questions, be sure the number beside the spaces on the answer sheet is the same as the number of the question.

- 1** The Israelites taught their children about God
 - a) an hour a day.
 - b) by having them listen to readings.
 - c) as a way of life.
- 2** The way of teaching that is best for children is
 - a) showing love and care.
 - b) telling them what to do.
 - c) having many books to read.
- 3** Parents can teach their children through their words by
 - a) telling them to go to church.
 - b) reading and explaining the Bible at home.
 - c) praying for others to teach them.
- 4** A teacher of God's Word must be a
 - a) perfect person.
 - b) Christian.
 - c) professor.
- 5** Teachers of God's Word must appreciate its importance in order to
 - a) argue its merits.
 - b) strive to master it.
 - c) continue to learn from it.
- 6** Like Timothy, we need to live so our lives
 - a) will always be exciting.
 - b) can be an example to those who hear us.
 - c) will cause others to be afraid of God.
- 7** When you are teaching, be sure the message is
 - a) difficult.
 - b) understood.
 - c) original.
- 8** If we want the blessing of God on our teaching, we must
 - a) create our own message.
 - b) know whom we are to teach.
 - c) be careful to teach His truth.
- 9** When studying the Bible, your attitude should be
 - a) doubtful.
 - b) prayerful.
 - c) analytical.
- 10** We know that those we teach are learning when they
 - a) ask many questions.
 - b) say they are interested.
 - c) change their ways of living.

- 11** When you are teaching, be sure to think about
- those you are teaching.
 - everything there is to know.
 - how you look.
- 12** Why is a certain method of teaching needed?
- To help you present the message in the best way
 - So you can show everyone how well you teach
 - So your students will know what to expect
- 13** Using the lecture method of teaching would be appropriate for a
- class of graduate students.
 - home fellowship Bible study.
 - Sunday school class of children.
- 14** Using storytelling to teach is a good way to
- shorten your preparation time.
 - hold the interest of your students.
 - make the truth fit your purpose.
- 15** Discussion is a good teaching method for
- getting everyone involved in some way.
 - classes when you haven't had time to prepare.
 - groups that are highly motivated.
- 16** The use of questions and answers in teaching is a good way to
- find out who knows the most.
 - depend on others for help.
 - measure the learning going on.
- 17** How was Jesus' teaching different from that of the teachers of the Law?
- He did not get tired.
 - He taught from the past.
 - He taught with authority.
- 18** Jesus' goal in teaching was to
- complete the will of the Father.
 - lead people to know God.
 - display good methods.
- 19** Jesus' teaching of the Samaritan woman is an example of the method of
- discussion.
 - storytelling.
 - lecture.
- 20** The teaching of children by their parents is
- adaptable to the latest social trend.
 - an important part of God's plan.
 - not recommended.

End of requirements for Unit Two. Please return your student report Answer Sheet for Unit Two to your ICI instructor. Now that you have completed your study of this course, ask your instructor to recommend another course of study.

The Teaching Ministry

Answer Sheet for Unit One

CL5350

Please fill in the blanks below:

Your name

Your ICI Student Number

(Leave blank if you don't know what it is.)

Your Mailing Address

.....

City State or Province

Zip or Postal Code

Country

Age Sex

Occupation

How many members are in your family?

How many years have you studied in school?

If you are a member of a church, what is the name of your church?

.....

What responsibility do you have in your church?

.....

How are you studying this course: Alone? In a group?

What other ICI courses have you studied?

.....

Now, turn the page and answer all questions.

ANSWER SHEET FOR UNIT ONE

Blacken the correct space for each numbered item.

1	A	B	C
2	A	B	C
3	A	B	C
4	A	B	C
5	A	B	C
6	A	B	C
7	A	B	C

8	A	B	C
9	A	B	C
10	A	B	C
11	A	B	C
12	A	B	C
13	A	B	C
14	A	B	C

15	A	B	C
16	A	B	C
17	A	B	C
18	A	B	C
19	A	B	C
20	A	B	C

Write below any questions you would like to ask your instructor about the lessons.

.....
.....
.....

Now look over this answer sheet to be sure you have completed all the questions. Then return it to your ICI instructor or office in your area. The address should be stamped on the copyright page of your study guide.

For ICI Office Use Only
Date Score

Christian Life Program

The Teaching Ministry

Answer Sheet for Unit Two

CL5350

Please fill in the blanks below:

Your name

Your ICI Student Number
(Leave blank if you don't know what it is.)

Your Mailing Address

.....

City State or Province

Zip or Postal Code

Country

REQUEST FOR INFORMATION

The ICI office in your area will be happy to send you information about other courses that are available and their cost. You may use the space below to ask for that information.

.....
.....
.....
.....

Now, turn the page and answer all questions.

ANSWER SHEET FOR UNIT TWO

Blacken the correct space for each numbered item.

1	A	B	C
2	A	B	C
3	A	B	C
4	A	B	C
5	A	B	C
6	A	B	C
7	A	B	C

8	A	B	C
9	A	B	C
10	A	B	C
11	A	B	C
12	A	B	C
13	A	B	C
14	A	B	C

15	A	B	C
16	A	B	C
17	A	B	C
18	A	B	C
19	A	B	C
20	A	B	C

Write below any questions you would like to ask your instructor about the lessons.

.....

.....

.....

CONGRATULATIONS

You have finished this course. We have enjoyed having you as a student and hope you will study more courses with ICI. Return this student report answer sheet to your instructor or to the ICI office in your area. When we have checked your answers, we will send you a certificate for this course in your program of studies.

Please print your name below as you want it to appear on your certificate.

Name

For ICI Office Use Only
Date Score

Christian Life Program

CL5350 The Teaching Ministry
Decision Report and Request Card

After studying this course, I have placed my trust in Jesus Christ as my Savior and Lord. I am returning this card with my signature and address to your ICI office for two reasons: first, to testify to my commitment to Christ and, second, to request information about more material to help me in my spiritual life.

NAME.....

ADDRESS

.....

SIGNATURE



**THE GREATEST OF ALL
IS THE SERVANT OF ALL**

Serving is one of the greatest ways we can show our love to God. ICI courses prepare you to better serve others.

Using our courses will create an orderly system of Bible study and encourage a better understanding of spiritual truths.

To begin preparing for God's service, we suggest enrolling in courses offered from our **Christian Service Program**.

Some courses from the **Christian Service Program** are:

- THE GREAT QUESTIONS OF LIFE
- GOD LOVES YOU
- WHO JESUS IS
- WE BELIEVE
- GOD'S DESIGN—YOUR CHOICE
- CHRISTIAN WORSHIP
- PERSONAL EVANGELISM
- ALIVE IN CHRIST
- CHRISTIAN MATURITY

If you desire a more detailed description about each course or directions on how to enroll in any of these courses, contact your local ICI director.

**SEND US THE NAMES AND ADDRESSES
OF YOUR FRIENDS**

We will send them Lesson 1 of
“The Great Questions of Life.”

Print Clearly

Name

Mailing Address

City.....

Province or State

Country

E-mail.....

Name

Mailing Address

City.....

Province or State

Country

E-mail.....

Name

Mailing Address

City.....

Province or State

Country

E-mail.....

Your Name

Mailing Address

City

Province or State

Country

E-mail